



James Ellis
Head of Legal and Democratic
Services

MEETING : LICENSING COMMITTEE
VENUE : COUNCIL CHAMBER, WALLFIELDS, HERTFORD
DATE : WEDNESDAY 15 MARCH 2023
TIME : 7.00 PM

PLEASE NOTE TIME AND VENUE

MEMBERS OF THE COMMITTEE

Councillor David Andrews (Chairman)
Councillors R Bolton, K Crofton, A Hall, J Jones, T Page, C Redfern,
S Reed, D Snowdon, N Symonds, R Townsend and C Wilson

CONTACT OFFICER: MICHELE AVES
01279 502177
michele.aves@eastherts.gov.uk

Disclosable Pecuniary Interests

A Member, present at a meeting of the Authority, or any committee, sub-committee, joint committee or joint sub-committee of the Authority, with a Disclosable Pecuniary Interest (DPI) in any matter to be considered or being considered at a meeting:

- must not participate in any discussion of the matter at the meeting;
- must not participate in any vote taken on the matter at the meeting;
- must disclose the interest to the meeting, whether registered or not, subject to the provisions of section 32 of the Localism Act 2011;
- if the interest is not registered and is not the subject of a pending notification, must notify the Monitoring Officer of the interest within 28 days;
- must leave the room while any discussion or voting takes place

Public Attendance

East Herts Council welcomes public attendance at its meetings and meetings will continue to be live streamed and webcasted. For further information, please email democratic.services@eastherts.gov.uk or call the Council on 01279 655261 and ask to speak to Democratic Services.

The Council operates a paperless policy in respect of agendas at committee meetings and the Council will no longer be providing spare copies of Agendas for the Public at Committee Meetings. The mod.gov app is available to download for free from app stores for electronic devices. You can use the mod.gov app to access, annotate and keep all committee paperwork on your mobile device.

Visit <https://www.eastherts.gov.uk/article/35542/PoliticalStructure> for details.

Audio/Visual Recording of meetings

Everyone is welcome to record meetings of the Council and its Committees using whatever, non-disruptive, methods you think are suitable, which may include social media of any kind, such as tweeting, blogging or Facebook. However, oral reporting or commentary is prohibited.

If you have any questions about this please contact Democratic Services (members of the press should contact the Press Office). Please note that the Chairman of the meeting has the discretion to halt any recording for a number of reasons, including disruption caused by the filming or the nature of the business being conducted.

Anyone filming a meeting should focus only on those actively participating and be sensitive to the rights of minors, vulnerable adults and those members of the public who have not consented to being filmed.

AGENDA

1. Apologies

To receive apologies for absence.

2. Chairman's Announcements

3. Declarations of Interest

To receive any Members' declarations of interest.

4. Minutes - 26 October 2022 (Pages 6 - 16)

To approve the Minutes of the meeting of the Committee held on 26 October 2022.

5. Minutes of the Licensing Sub-Committee -19 October 2022 (Pages 17 - 21)

To receive the Minutes of meetings of the Licensing Sub-Committee held on 19 October 2022.

6. Consideration of The Results of the Hackney Carriage Unmet Demand Survey (Pages 22 - 116)

7. Review of Licensing Activity - Quarter 2 and Quarter 3, 2022 (Pages 117 - 130)

8. An Update on Environmental Health Licensing and Registration (Pages 131 - 143)

9. Urgent Business

To consider such other business as, in the opinion of the Chairman of the meeting, is of sufficient urgency to warrant consideration and is not likely to involve the disclosure of exempt information.

Agenda Item 4

LIC

LIC

MINUTES OF A MEETING OF THE
LICENSING COMMITTEE HELD IN THE
COUNCIL CHAMBER, WALLFIELDS,
HERTFORD ON WEDNESDAY 26 OCTOBER
2022, AT 7.00 PM

PRESENT: Councillor D Andrews (Chairman)
Councillors R Bolton, K Crofton, J Jones,
T Page, C Redfern, D Snowdon and
R Townsend

ALSO PRESENT:

Councillors J Goodeve and P Ruffles

OFFICERS IN ATTENDANCE:

Michele Aves	- Democratic Services Officer
Claire Mabbutt	- Licensing Enforcement Officer
Rosalyn Morris	- Licensing Enforcement Officer
Dimple Roopchand	- Litigation and Advisory Lawyer
Brad Wheeler	- Senior Licensing and Enforcement Officer

182 APPOINTMENT OF VICE-CHAIRMAN 2022/23

It was moved by Councillor Andrews and seconded by Councillor Page that Councillor Bolton be appointed as

Vice-Chairman of the Committee for 2022/2023. After being put to the meeting, and a vote taken, the motion was declared CARRIED.

RESOLVED – that Councillor Bolton be appointed as Vice-Chairman of the Committee for 2022/2023.

183 APOLOGIES

There were apologies for absence from Councillors Hall, Reed, Symonds and Wilson.

184 CHAIRMAN'S ANNOUNCEMENTS

There were no Chairman's announcements.

185 DECLARATIONS OF INTEREST

There were no declarations of interest.

186 MINUTES - 13 OCTOBER 2021

It was moved by Councillor Bolton and seconded by Councillor Jones, that the Minutes of the meeting of the Committee held on 13 October 2021 be confirmed as a correct record and signed by the Chairman. After being put to the meeting and a vote taken the motion was declared CARRIED.

RESOLVED – that the Minutes of the Committee meeting held on 13 October 2021 be confirmed as a correct record and signed by the Chairman.

- 187 MINUTES OF THE LICENSING SUB-COMMITTEE - 13 OCTOBER 2021, 15 OCTOBER 2021, 8 NOVEMBER 2021, 5 MAY 2022, 9 MAY 2022, 29 JUNE 2022, 8 JULY 2022, 8 AUGUST 2022, 20 SEPTEMBER 2022

It was moved by Councillor Snowdon and seconded by Councillor Jones that the Minutes of the Sub-Committee held on 13 October 2021, 15 October 2021, 8 November 2021, 5 May 2022, 9 May 2022, 29 June 2022, 8 July 2022, 8 August 2022 and 20 September 2022 be received. After being put to the meeting and a vote taken, the motion was declared CARRIED.

RESOLVED - that the Minutes of the Sub-Committee held on 13 October 2021, 15 October 2021, 8 November 2021, 5 May 2022, 9 May 2022, 29 June 2022, 8 July 2022, 8 August 2022 and 20 September 2022, be received.

- 188 LICENSING ANNUAL REPORT 2021-2022

The Licensing Enforcement Officer introduced the report alongside Agenda Item 8 - the Review of Licensing Activity Report – Quarter 1, 2022/2023.

The Licensing Enforcement Officer drew Members' attention to paragraph 3.1 of the report. She explained that although the number of enforcement visits recorded for the last financial year was zero, this did not include the Covid visits which officers had conducted every weekend during this period.

The Licensing Enforcement Officer said that the relaxation of lockdown measures had seen both activity and the number of events increase, thus increasing the number of complaints being received. She said that the two live cases highlighted in the report were ongoing, requiring substantial investigation (including PACE interviews) to enable resolution. These live cases had therefore carried into the Quarter 1 report and would carry again into the forthcoming Quarter 2 report.

Councillor Redfern said that there were lots of complaints being received from constituents regarding town centre street nuisance from licenced premises and asked if such complaints fell under the remit of Licencing.

The Licensing Enforcement Officer said that when complaints were received, they were dealt with in a stepped approach. She said that the Police and Environmental Health would first look at the complaints under the relevant Crime and Disorder and Noise Nuisance legislation, before taking any formal action themselves. The Licensing Enforcement Officer said that enforcement action from Licencing would be the last resort, with matters only proceeding to a Licencing Sub-Committee if the premises was called to review for being in breach of a current license, or if an application for a new premises licence had been objected to.

The Licensing Enforcement Officer said that such constituent's complaints should be directed to Licencing. She advised the Committee that out of

hours enforcement work was being stepped up in partnership with the Police, with Officers being out in Hertford and Ware last weekend.

Councillor Snowdon referred to page 152 of the Review of Licencing Activity – Quarter 1, 2022/2023 report and asked for some context to the decrease in the number of taxi licences, noting the slump in licence numbers since the pandemic.

The Chairman reminded Members that a policy had been adopted by the Committee to keep taxi licence numbers to a level of around 200, and that no pressure had been felt to increase this since.

Councillor Snowdon said that he was receiving a rising number of complaints from Bishop's Stortford residents regarding the lack of availability of taxis, and that this was an issue which he had been asked to raise at the Licensing Committee. He asked if it was felt that the limit on licence numbers was still appropriate and if more could be done to attract more taxi drivers. He added that Uber was not prevalent in Bishop's Stortford causing a reliance in the area upon local taxis.

The Senior Licencing and Enforcement Officer said that the limitation to taxi licence numbers was made three years ago. He said that the Unmet Demand Survey would be carried out again in June of next year, which would specifically look at the number of taxis.

The Chairman asked if Members from Bishop's Stortford could monitor the taxi ranks, as he did in his

own area. The Licensing Enforcement Officer said that in her experience people in Bishop's Stortford preferred to call a licenced vehicle to pick them up as opposed to using the taxi rank space. She said that this was different to Ware and Hertford and may be why the rank in Bishop's Stortford could appear empty, with drivers instead waiting for business within the town. Councillor Snowdon agreed with the Licensing Enforcement Officer and said that the only real operating taxi rank in Bishop's Stortford was at the train station. He reiterated that a shortage of taxis in Bishop's Stortford was becoming more of a pressing issue.

The Chairman asked for Bishop's Stortford Members to monitor taxi availability and to feedback to himself and the Vice-Chairman. He asked if it was practical for the Unmet Demand Survey to be brought forward and/or if an exercise could be done specifically for Bishop's Stortford.

The Senior Licencing and Enforcement Officer said that he did not believe that the Unmet Demand Survey could be done just for Bishop's Stortford, he said that Officers could however carry out monitoring within the area. He said bringing forward the Unmet Demand Survey would be dependent on budgetary demands, and this was not an immediate decision which he could make. The Chairman said that this matter was therefore a conversation which could be had between interested parties outside of the meeting.

Councillor Jones asked for clarity regarding Pavement Licences, noting that 8 were issued in Quarter 1 of

2021/2022, and only 3 had been issued in Quarter 1 of 2022/2023 (as seen in the Review of Licencing Activity in Quarter 1 2022/2023 Report). The Senior Licencing and Enforcement Officer said that temporary Pavement Licences were brought in for District Councils under the Business and Planning Act 2020, he said that these differed from the permanent licenses issued by the County Council under the Highways Act 1980. The Senior Licencing and Enforcement Officer said when Pavement Licences were introduced there were numbers being applied for, but due to uncertainty regarding the extension of the regime beyond 30 September 2023 applicants were instead now opting to obtain permanent licences from the County Council. He added however that it was under consultation that the regimes be streamlined and brought under the control of the District Council.

Councillor Crofton asked why active taxi complaints from 2022 had not been concluded. The Licensing Enforcement Officer said that taxi complaints were being dealt with within four weeks, and that there were none currently outstanding. She said that the two complaints referenced earlier in the meeting where complaints pertaining to premises and not taxis.

Councillor Page referred to page 137 of the Licencing Annual Report 2021/2022 and said that the application for a new Betting Premises Licence was unusual. The Licensing Enforcement Officer said that the licence in question was for a betting premises in Ware which was now under new ownership by Betfred. Councillor Page asked if the Betfred application would enable the premises to have a gaming machine. The Senior

Licencing and Enforcement Officer said that the Betting Premises Licence gave automatic entitlement for a number of gaming machines within the premises.

Councillor Bolton referred to page 134 of the Licencing Annual Report 2021/2022 and asked for clarification of the two reviews received during the financial year.

The Senior Licencing and Enforcement Officer said that the first review related to the Wilkestock Festival of July 2021, where the licence was revoked, and which the applicant had appealed. He said that there was negotiation between parties and a consent order was produced via legal with extra conditions added to the reinstated licence.

The Litigation and Advisory Lawyer said that independent legal advice was sought from a leading licensing barrister. She said that consideration was given to the costs of the appeal to the Council, and the stringent conditions which were added and accepted by the applicant to become part of the reinstated licence.

The Chairman said that the situation was highly unusual, and that a settlement was reached just before the appeal hearing. He said that the stringent conditions added to the reinstated licence had alleviated Police concerns, and that no other events had since been applied for. He reiterated that the Council did not acquiesce the appeal.

The Senior Licencing and Enforcement Officer said that should notification of another event be received

Licensing would work with the Police and Environmental Health.

Councillor Bolton asked that the consent order be distributed to the Members of the Committee for their perusal.

The Licensing Enforcement Officer said that the second review involved The Mixer in Ware, and that conditions had been added to the licence following resident's complaints regarding noise. She said that these noise complaints fell under the remit of Environmental Health, but unfortunately the complainant was unable to support the use of noise recording equipment to gather supporting evidence. The Licensing Enforcement Officer said that when Licensing officers were in the area, they monitored the premises and that any further complaints would be investigated.

The Chairman referred to page 133 of the Licensing Annual Report 2021/2022 and asked how the attempt to cheat the taxi driver's English Competency Test was discovered. The Senior Licensing and Enforcement Officer said that the testing system recorded applicants both audially and visually, and used artificial intelligence software to monitor behaviour. He said that upon review it was clearly audible that a driver was being assisted by a colleague in an attempt to cheat the test. He said that as a result of this evidence the driver's renewal application was refused.

The Chairman asked for more detail on what a taxi inspection involved and where such inspections took place. The Licensing Enforcement Officer said that taxi

inspections were conducted at the roadside to check the condition of vehicles, and that requirements were being met, such as vehicles being equipped with fire extinguishers and drivers having identification badges.

The Licensing Enforcement Officer said that unlike the Police, Licensing Officers did not have the powers to stop vehicles. She said that Hertfordshire Police were keen to set up a joint taxi operation, using Wickes carpark in Hertford to carry out vehicle inspections.

The Chairman said that taxi insurance was above that of normal vehicle use and was expensive. He asked how checks were being made to ensure that drivers had the correct valid insurance, especially as policies could be taken on a daily and weekly basis.

The Senior Licensing and Enforcement Officer said that Officers could request to see a driver's insurance certificate, and that the Police could run checks for both vehicle insurance and MOTs.

The Chairman thanked Officers for their comprehensive reports.

It was proposed by Councillor Snowdon and seconded by Councillor Crofton that the recommendations, as detailed, be approved. After being put to the meeting and a vote taken, the motion was declared CARRIED.

RESOLVED – that Members review and comment on the Licensing Annual Report 2021/2022.

189 REVIEW OF LICENSING ACTIVITY - QUARTER 1 2022/2023

Members reviewed and commented on the report alongside Agenda Item 7 – The Licensing Annual report 2021/2022. The narrative for this item can be seen in the minutes for Agenda Item 7.

It was moved by Councillor Jones and seconded by Councillor Bolton that the recommendations, as detailed, be approved. After being put to the meeting and a vote taken, the motion was declared CARRIED.

RESOLVED - that Members review and comment on the Review of Licensing Activity for Quarter 1 of 2022/2023.

190 URGENT BUSINESS

There was no urgent business.

The meeting closed at 7.45 pm

Chairman
Date

MINUTES OF A MEETING OF THE
LICENSING SUB-COMMITTEE HELD IN THE
COUNCIL CHAMBER, WALLFIELDS,
HERTFORD ON WEDNESDAY 19 OCTOBER
2022, AT 10.00 AM

PRESENT:

Councillors R Bolton, S Reed and C Redfern

ALSO PRESENT:

Councillors D Andrews and R Townsend

OFFICERS IN ATTENDANCE:

Michele Aves	- Democratic Services Officer
Peter Mannings	- Democratic Services Officer
Dimple Roopchand	- Litigation and Advisory Lawyer
Brad Wheeler	- Senior Licensing and Enforcement Officer

ALSO IN ATTENDANCE

Daniel Ayres	- Applicant
Alexandra Borrett	- Legal Representative for the Applicant
Dr Ali Pashazadeh	- Interested Party
Michelle Pashazadeh	- Interested Party

32 APPOINTMENT OF CHAIRMAN

It was moved by Councillor Redfern and seconded by Councillor Reed, that Councillor Bolton be appointed Chairman for the meeting. After being put to the meeting and a vote taken, the motion was declared CARRIED.

RESOLVED – that Councillor Bolton be appointed Chairman for the meeting.

33 APOLOGIES

There were no apologies for absence.

34 CHAIRMAN'S ANNOUNCEMENTS

The Chairman pointed out the location of the fire exits and the toilet facilities. She also reminded participants to use their microphones when speaking as the hearing was being webcasted.

35 DECLARATIONS OF INTEREST

There were no declarations of interest.

36 MINUTES - 20 SEPTEMBER 2022

It was moved by Councillor Bolton and seconded by Councillor Redfern that the Minutes of the meeting held on 20 September 2022 be confirmed as a correct record and signed by the Chairman. After being put to the meeting, and a vote taken, the motion was

declared CARRIED.

RESOLVED - that the minutes of the meeting held on 20 September 2022 be confirmed as a correct record and signed by the Chairman.

37 SUMMARY OF PROCEDURE

The Chairman drew the hearings attention to the Summary of Procedure which was included in the agenda pack at pages 11 – 17.

38 APPLICATION FOR A NEW PREMISES LICENCE FOR ADNAMS, 10 HIGH STREET, BISHOP'S STORTFORD, HERTFORDSHIRE, CM23 2LT (22/1189/PL)

The Sub-Committee received a report on the application for a New Premises Licence for Adnams PLC at 10 High Street, Bishop's Stortford, Hertfordshire, CM23 2LT.

Members of the Sub-Committee considered the report and the evidence presented to the hearing by the applicant, the applicant's legal representative and the objectors to the application.

In line with procedure, Sub-Committee retired to consider the case. They were accompanied by the Democratic Services Officer and the Litigation and Advisory Lawyer.

The Sub-Committee reconvened in public session to give its decision.

RESOLVED – that the licence for a New Premises Licence for Adnams PLC, at 10 High Street, Bishop’s Stortford, Hertfordshire, CM23 2LT be granted subject to the conditions agreed between the Applicant and Hertfordshire Constabulary and the following new conditions:

- No deliveries may be made to the premises between 18:00 hours and 09:30 hours
- No rubbish, including bottles, shall be disposed of in outside receptacles or outside areas between 18:00 and 09:30 hours
- No staff are to be permitted to smoke on the premises or the courtyard of the premises.


The Chairman advised that the decision would be issued in writing, and that there was the right of appeal within 21 days to the magistrate’s court.

39 URGENT BUSINESS

There was no urgent business.

The meeting closed at 12.25 pm

Chairman
Date



Agenda Item 6

East Herts Council Report

Licensing Committee

Date of Meeting: 15 March 2023

Report by: Oliver Rawlings (Service Manager - Licensing & Enforcement)

Report title: Consideration of the results of the Hackney Carriage Unmet Demand Survey

Ward(s) affected: All

Summary

RECOMMENDATIONS FOR Licensing Committee:

That Members review and provide comments to the Executive Member for Planning & Economic Growth on the proposal to increase the limit on the number of Hackney Carriage vehicle licences issued by East Herts to inform the Executive's consideration of any recommendation to Council for approval

1.0 Proposal(s)

- 1.1 That the report is received by members of the Licensing Committee and the contents of the survey and trade responses are scrutinised.

2.0 Background

- 2.1 East Herts is an authority that grants licenses for Hackney Carriage and Private Hire drivers, vehicle proprietors and operators.

- 2.2 In 2019, at the Taxi trade's request, a Hackney Carriage Unmet Demand Survey was commissioned. Following that survey a limit on the number of Hackney Carriage vehicle licences that the authority would issue was introduced as there was no evidence of 'significant' unmet demand identified.
- 2.3 The limit was set at 200 vehicles as this was a level that could satisfy the demand for Hackney Carriages at that time. This number was below the number of Hackney Carriage licences issued at that time.
- 2.4 Department for Transport (DfT) Best Practice Guidance states, in the section entitled 'Quantity Restrictions of Taxi Licences Outside London', that an interval of three years is commonly regarded as a maximum reasonable period between surveys.
- 2.5 A new Unmet Demand Survey was commissioned from Licensed Vehicle Surveys and Assessment (LVSA) at the end of 2022. The report of the survey (see Appendix A) demonstrates that circumstances have changed and that there is now evidence of 'significant' unmet demand for Hackney Carriage services within the District.
- 2.6 This means that it is appropriate for the authority to consider at what level the limit on Hackney Carriage vehicle numbers should be set to reduce that demand to a level that is not considered 'significant'.

3.0 Reason(s)

- 3.1 The Unmet Demand Survey produced by LVSA is attached to this report as **Appendix A**.
- 3.2 The following conclusions have been drawn by Licensed Vehicle Surveys and Assessment (LVSA) based on the survey findings.

- a) The industry standard index of significance of unmet demand (ISUD) strongly indicates that there is 'significant' unmet demand.
 - b) A significant proportion of this unmet demand is created by the private railway station ranks, particularly in Bishop's Stortford.
 - c) The level of capacity available at taxi ranks was clearly not sufficient to cater for passenger demand at all times.
 - d) There is a significant issue with public vehicles parked on all ranks during the evenings leaving less space for licensed vehicles to ply for hire.
 - e) The public expressed frustration regarding the availability of vehicles to be pre-booked, which is likely to increase the demand for Hackney Carriages.
 - f) A quarter of Hackney Carriage hires were servicing taxi rank demand, which would imply that there is sufficient theoretical capacity for the existing Hackney Carriage fleet to meet the existing levels of demand. However, current working practices mean that capacity was deployed on other types of hire.
- 3.3 The unmet demand survey indicates that increasing the number of Hackney Carriage vehicles is one step towards meeting this demand but there are other factors identified which the Licensing & Enforcement team will try to address.
- 3.4 Trade responses to the survey were low at 17, representing only approximately 8% of the Hackney Carriage trade.
- 3.5 The public response was higher than during the previous survey, with 208 responses received. These were mainly from the Bishop's Stortford area as can be seen from the comments made.

- 3.6 Once the report was received a short survey was sent to the Hackney Carriage trade to confirm that 'significant' unmet demand had been identified and to ask for their opinions regarding an increase in the number of licensed vehicles. The responses to this survey are at **Appendix B**.
- 3.7 Respondents were asked questions and invited to make additional comments if they wished. A total of 53 responses were received which represents approximately 25% of the Hackney Carriage trade.
- 3.8 In summary, many respondents:
- do not want an increase in the numbers of Hackney Carriages (71%)
 - would like unmet demand surveys carried out more frequently than every three years (66%, made up of 32% requesting yearly and 34% requesting a survey every two years)

4.0 Options

- 4.1 There are several options that Licensing Committee can recommend to the Executive Member for consideration.
- 4.2 **Option 1** – Leave the current limit unchanged (Not recommended). Having identified that there is 'significant' unmet demand for Hackney Carriage services, the refusal of an application to licence a vehicle would be likely to be subject to a successful legal challenge. This would not help address the issues identified in the public responses to the survey.
- 4.3 **Option 2** – Increase the number of Hackney Carriage vehicle licences issued by 10 (approximately 5%) over the number currently issued (Recommended). The report indicates that this would be likely to result in a commensurate increase in capacity. This change would be likely to bring down the level

of unmet demand to below what is considered 'significant' whilst maintaining the viability of Hackney Carriages.

- 4.4 **Option 3** – Increase the number of Hackney Carriage vehicle licences issued by an amount greater than 10 over the number currently issued (Not recommended). As identified in the report increasing the number of vehicles by a larger amount may impact the viability of Hackney Carriages.
- 4.5 **Option 4** – Remove the limit on Hackney Carriage vehicle licences (Not recommended). Whilst this would reduce demand to a level not considered 'significant' it would impact the viability of Hackney Carriages which see some drivers exiting the business and thus, perversely, this could ultimately lead to increased unmet demand in the future due to an insufficient number of vehicles.

5.0 Risks

- 5.1 Having carried out an unmet demand survey, failing to take appropriate action based on the results, and justifying these actions, would increase the likelihood of the council facing a successful legal challenge as the authority would not be following the DfT Best Practice Guidance.

6.0 Implications/Consultations

- 6.1 Public, stakeholder and trade consultation was carried out as part of the unmet demand survey for two weeks closing on midnight on 2nd January 2023.
- 6.2 The trade were consulted further regarding the proposal to increase the number of Hackney Carriage vehicle licences for two weeks closing at midnight on 19th February 2023.

Community Safety

Failure to address the unmet demand could negatively impact on public safety with vulnerable people or groups unable to obtain the service they need.

Data Protection

No

Equalities

Currently 42% of the licensed trade were born outside the UK but are now British citizens or have a right to work in the UK. If this level is maintained of any new licences granted, then it is likely to have a greater positive impact on these groups.

Environmental Sustainability

No

Financial

No

Health and Safety

No

Human Resources

No

Human Rights

No

Legal

Failure to take appropriate action based on the results of the unmet demand survey will increase the likelihood of a successful legal challenge should an application be refused.

Specific Wards

No

7.0 Background papers, appendices and other relevant material

- 7.1 The minutes of the Licensing Committee meeting of 21st August 2019:
<http://democracy.eastherts.gov.uk/ieListDocuments.aspx?CId=120&MId=3649&Ver=4&J=3>
- 7.2 The minutes of the Licensing Committee meeting of 30th October 2019:
<http://democracy.eastherts.gov.uk/ieListDocuments.aspx?CId=120&MId=3551&Ver=4&J=3>
- 7.3 The minutes from the Council meeting of the 18th December 2019:
<http://democracy.eastherts.gov.uk/ieListDocuments.aspx?CId=158&MId=3510&Ver=4&J=8>
- 7.4 Department for Transport, Taxi and Private Hire Vehicle Licensing: Best Practice Guidance. Paragraphs 45-52 & Annex A:
https://assets.publishing.service.gov.uk/government/uploads/system/uploads/attachment_data/file/212554/taxi-private-hire-licensing-guide.pdf
- 7.5 **Appendix A** – East Herts District Hackney Carriage Unmet Demand Survey, January 2023
- 7.6 **Appendix B** – Trade responses to short survey following ‘significant’ unmet demand being identified.

Contact Member

Councillor Jan Goodeve (Executive Member for Planning & Growth)

Jan.Goodeve@eastherts.gov.uk

Contact Officer

Jonathan Geall (Head of Housing & Health)

Contact Tel No 01992 531594

Jonathan.geall@eastherts.gov.uk

Report Author

Oliver Rawlings (Service Manager - Licensing & Enforcement)

oliver.rawlings@eastherts.gov.uk



East Herts District
Hackney Carriage Unmet Demand Survey
January 2023

Executive Summary

This Hackney Carriage Unmet Demand Survey has been undertaken on behalf of East Herts District following the guidance of the April 2010 DfT Best Practice Guidance document, and all relevant case history in regard to hackney carriage unmet demand. This Executive Summary draws together key points from the main report.

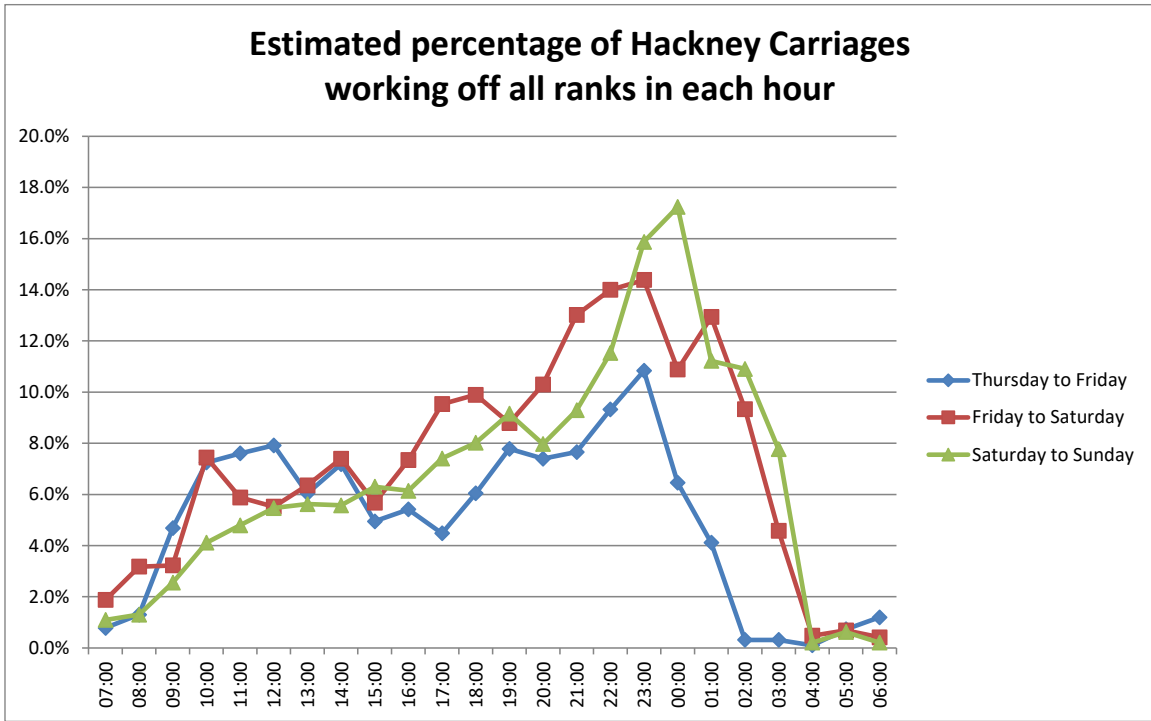
Video cameras were used to record footage over a 72 hour period from 7:00 on Thursday 8th December to 7:00 on Sunday 11th December 2022. The video footage was processed to derive passenger and hackney carriage volumes at ranks. The data processed from footage included all passengers who had to wait for hackney carriages at ranks. The locations observed, included formal ranks and informal rank locations. The volume of hires over the three days of observation are presented below.

Rank location	Total hackney carriages departing the ranks empty	Total hackney carriages departing the ranks with passengers	Total hackney carriages departing the ranks	Total passengers departing the ranks	Average passengers per hackney carriage
Total for all locations	477	2149	2626	3130	1.5
Ware High Street 1	8	7	15	14	2.0
Ware Station	113	186	299	249	1.3
Hertford North Station	49	152	201	212	1.4
Railway Street	133	315	448	434	1.4
Fore Street Hertford	18	591	609	1068	1.8
Riverside (Shopping Centre)	57	163	220	202	1.2
North Street Bishops Stortford	5	3	8	4	1.3
Bishop's Stortford Station	50	717	767	915	1.3
Riverside (Weatherspoons)	38	2	40	4	2.0
Anchor Street	5	10	15	21	2.1
Bull Plain Hertford	1	3	4	7	2.3

Many of the hackney carriages subscribe to a booking circuit, with a private hire operator. The majority of hires undertaken by hackney carriages were pre-booked hires or contract hires. Around a quarter of hackney carriage hires were from ranks.

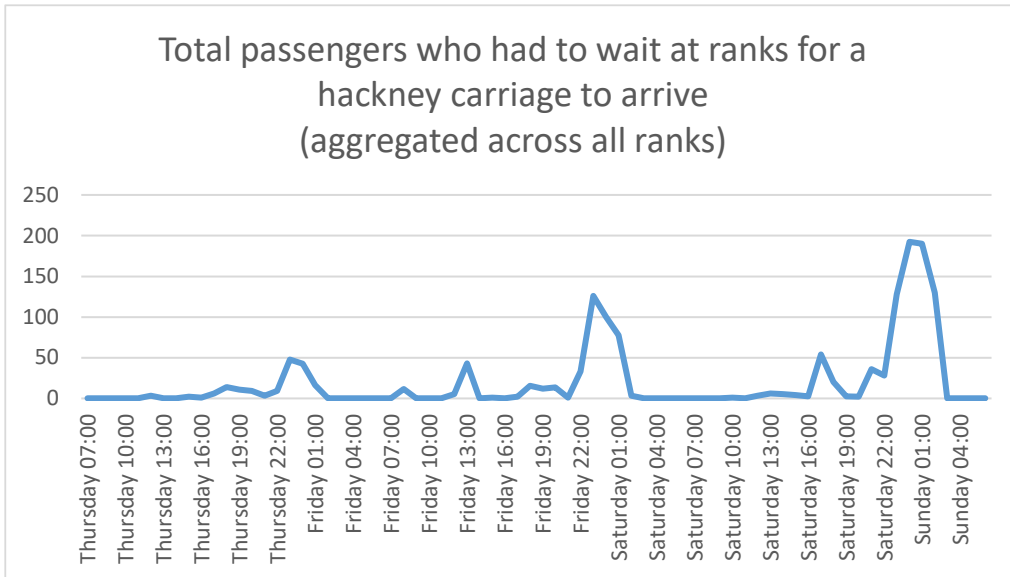
A further feature of the trade in East Herts is that the proportion of hackney carriages working from the ranks appears to be relatively low. The proportion of the fleet either waiting at ranks or having left a rank with a hire, commonly ranged from around 4% to around 17%. These low proportions corroborate evidence that around a quarter of hires were obtained from ranks and the remainder through other means.

The proportion of the hackney carriage fleet which was observed working from the ranks each hour is presented in the following figure.



Passenger waiting occurred from time to time throughout the day on each day surveyed and at night.

A profile of the number of waiting passengers is presented below.



The total number of waiting passengers was 1,412 passengers (45% of all passengers). The passenger waiting was largely concentrated on Bishop’s Stortford Station rank and the Fore Street rank in Hertford.

The number of waiting passengers and the duration of waiting is taken into account when assessing whether the level of unmet demand is significant. A

calculation was undertaken, using rank activity data and evidence from public consultation, to determine the Index of Significance of Unmet Demand (ISUD). Where the index value is below 80, this is taken as a good indicator that the level of unmet demand is below the level which is deemed to be significant. The result of the ISUD calculation for East Herts was 498.1. Taking this value and other background factors into account, the findings of this study are the there **is unmet demand which is significant**.

The number of hackney carriages licensed by East Herts is significantly higher than that which would be needed to service the rank based demand, if hackney carriages only obtained hires from ranks. Consequently, many of the hackney carriages rely on a combination of both rank based and pre-booked hires, to generate sufficient income. Across the fleet around three quarters of hires are obtained through pre-booked hires or contract hires and around a quarter of hires are obtained at ranks.

Some of the private hire operators utilise private hire vehicles and hackney carriages licensed by other authorities, to service private hire bookings in East Herts. If competition from vehicles licensed by other authorities were to increase, this would tend to reduce the number of pre-booked hires undertaken by East Herts licensed vehicles, including those undertaken by hackney carriages, by diluting demand amongst more vehicles. This, in turn, could result in increased attendance at ranks, by those vehicles which currently obtain hires through booking circuits and consequently, increased competition at ranks. Such increased competition, could, in turn, lead to more independent drivers joining a booking circuit to boost earnings.

Nationally, there is a shortage of licensed vehicle drivers currently actively working as either private hire or hackney carriage drivers. This shortage appears to affect licensed vehicle operations in East Herts. Passenger capacity of licensed vehicles relates both to the number of vehicles licensed and the number of licensed vehicle drivers actively operating these vehicles. The shortage of drivers in East Herts has affected the level of available capacity.

As the survey has found that there is unmet demand which is significant, it would be prudent for the Council to consider measures which could be applied to address the shortage of hackney carriage provision at ranks.

We have identified three options to be considered along with a recommendation regarding which option is implemented.

Option 1 – wait for driver numbers and private hire operations to increase, to meet pre-booked hire demand and free hackney carriage capacity to meet demand at the taxi ranks.



Option 2 – increase the number of hackney carriage vehicle licences to enable more hackney carriages to meet demand at taxi ranks.

Option 3 – employ alternative measures to encourage the existing hackney carriage fleet to prioritise rank based demand over pre-booked hire demand, in order to reduce passenger waiting at the taxi ranks.

In order to justify option 1, a robust projection of future increases in driver numbers and private hire provision would be required to make this policy a defensible plan. No projections have been developed and it is unlikely that any such robust projection will be developed in the near future.

Potential measures to promote Option 3 are limited and would have limited 'enforceability'. Such measures would be limited to discussions to encourage hackney carriage operators to prioritise rank service rather than pre-booked hires, in the face of commercial pressures to do otherwise.

Option 2 would be a robust and defensible approach. However, it should be acknowledged that additional vehicles would require additional drivers to operate them. There are no reliable measures which may be implemented to ensure that licensing of additional hackney carriages will result in additional drivers operating them, in the short term. For example, some existing drivers of private hire vehicles or second (non owner) drivers of existing hackney carriages may apply for and operate an additional hackney carriage. Such changes would not effectively add capacity to the fleet, as the same drivers would merely switch to operating a different vehicles at the same times that they would otherwise be working.

Contents

Executive Summary	i
Contents	v
1 General introduction and background	0
2 Local background and context	6
3 Patent demand measurement (rank surveys)	6
4 General public views.....	15
5 Key stakeholder consultation.....	31
6 Trade stakeholder views.....	34
7 Evaluation of unmet demand and its significance	47
8 Summary, synthesis and study conclusions.....	53
9 Recommendations.....	55



1 General introduction and background

East Herts District is responsible for the licensing of hackney carriage and private hire vehicles operating within the Council area and is the licensing authority for this complete area. Further details of the local application of Section 16 of the 1985 Transport Act with regard to limiting hackney carriage vehicle numbers is provided in further Chapters of this report. Hackney carriage vehicle licences are the only part of licensing where such a stipulation occurs and there is no legal means by which either private hire vehicle numbers, private hire or hackney carriage driver numbers, or the number of private hire operators can be limited.

This review of current policy is based on the Best Practice Guidance produced by the Department for Transport in April 2010 (BPG). It seeks to provide information to the licensing authority to meet section 16 of the Transport Act 1985 "that the grant of a hackney carriage vehicle licence may be refused if, but only if, the licensing authority is satisfied that there is no significant demand for the services of hackney carriages within its local area, which is unmet." This terminology is typically shortened to "no SUD".

Current hackney carriage, private hire and operator licensing is undertaken within the legal frameworks first set by the Town Polices Clause Act 1847 (TPCA), amended and supplemented by various following legislation including the Transport Act 1985, Section 16 in regard to hackney carriage vehicle limits, and by the Local Government Miscellaneous Provisions Act 1976 with reference to private hire vehicles and operations. This latter Act saw application of regulation to the then growing private hire sector which had not been previously part of the TPCA. Many of the aspects of these laws have been tested and refined by other more recent legislation and more importantly through case law.

Beyond legislation, the experience of the person in the street tends to see both hackney carriage and private hire vehicles both as 'taxis' – a term we will try for the sake of clarity to use only in its generic sense within the report. We will use the term 'licensed vehicle' to refer to both hackney carriage and private hire.

The legislation around licensed vehicles and their drivers has been the subject of many attempts at review. The limiting of hackney carriage vehicle numbers has been a particular concern as it is often considered to be a restrictive practice and against natural economic trends. The current BPG in fact says "most local licensing authorities do not impose quantity restrictions, the Department regards that as best practice".

The most recent reviews were by the Office of Fair Trading in 2003, through the production of the BPG in 2010, the Law Commission review which published its results in 2014, the Parliamentary Task and Finish Group which reported in September 2018, the Government Response in February 2019 and the consultation on "Protecting Users" which closed on 22 April 2019. None of these resulted in any material change to the legislation involved in licensing.

In November 2016, the Department of Transport (DfT) undertook a consultation regarding enacting Sections 167 and 165 of the Equality Act 2010. These allowed for all vehicles capable of carrying a wheel chair to be placed on a list by the local council (Section 167). Any driver using a vehicle on this list then has a duty under Section 165 to:

- Carry the passenger while in the wheel chair
- Not make any additional charge for doing so
- If the passenger chooses to sit in a passenger seat to carry the wheel chair
- To take such steps as are necessary to ensure that the passenger is carried in safety and reasonable comfort
- To give the passenger such mobility assistance as is reasonably required

This was enacted from April 2017 but continued issues led to pressure for further change (some of which came in the second of two 2022 Acts). These two new 2022 Acts make small but significant changes. The 2022 Acts are the "Taxis and Private Hire Vehicles (Safeguarding and Road Safety Act) (31 March 2022)" and the "Taxis and Private Hire Vehicles (Disabled Persons) (28 June 2022)".

The first makes it mandatory for any licensing authority in England that has information about a taxi (hackney carriage) or private hire vehicle (phv) driver licensed by another authority that is relevant to safeguarding or road safety concerns in its area to share that information with the authority that issued that drivers licence.

The second amends the Equality Act 2010 to place duties on taxi and phv drivers and operators such that any disabled person has specific rights and protections to be transported and receive assistance when using a taxi or phv without being charged extra for doing so.

The Deregulation Act 2015 had two clauses relevant to taxi licensing – relating to length of period covered by licences (Section 10) and allowance of operators to transfer work across borders (Section 11) (both enacted October 2015).

The upshot of all these reviews in respect of the principal subject of this survey is that local authorities retain the right to restrict the number of hackney carriage vehicle licences.

The Law Commission conclusion (Law Commission, Taxi and Private Hire Services, Law Com No 347, May 2014, ref CM8864) included retention of the power to limit hackney carriage vehicle numbers but utilizing a public interest test determined by the Secretary of State. It also suggested the three-year interval encouraged for review of unmet demand levels also be used for rank reviews and accessibility reviews. However, there is currently no expected date either for publication of the Government response to the Law Commission, nor indeed any plans for further revisions to legislation. It should be noted that DfT did encourage authorities during the pandemic to delay unmet demand reviews beyond that three-year interval as they did not consider any review in the midst of the pandemic as being sufficiently typical to be of value.

Regard has also been had to the Statutory Taxi and Private Standards July 2020 which were published on 21 July 2020 and represented a milestone in transportation regulation, because for the first time the safeguarding of children and vulnerable people were put right at the heart of the taxi licensing system. This publication also noted that a more complete review of all sections of the 2010 Best Practice Guidance would occur in due course and consultation on a draft of this new document ran from March to June 2022.

The date for publication of the new DfT Best Practice Guidance remains 'imminent' but unknown, nor is the level of actual change that will occur fully known.

A more recent restriction, often applied to areas where there is no 'quantity' control felt to exist per-se, is that of 'quality control'. This is often a pseudonym for a restriction that any new hackney carriage vehicle licence must be for a wheel chair accessible vehicle, of various kinds as determined locally. In many places this implies a restricted number of saloon style hackney carriage licences are available, which often are given 'grandfather' rights to remain as saloon style.

Within this quality restriction, there are various levels of strength of the types of vehicles allowed. The tightest restriction, now only retained by a few authorities only allows 'London' style wheel chair accessible vehicles, restricted to those with a 25-foot turning circle, and at the present time principally the



LTI Tx, the Mercedes Vito special edition with steerable rear axle, and the Metrocab (no longer produced).

Others allow a wider range of van style conversions in their wheel chair accessible fleet, whilst some go as far as also allowing rear-loading conversions. Given the additional price of these vehicles, this often implies a restriction on entry to the hackney carriage trade.

Some are now considering if similar changes might be made to encourage greater introduction of a more sustainable vehicle fleet, particularly in light of the suggestion in the Best Practice Guidance revision (Issued March 2022) consultation that alternatives to limiting numbers should be applied if they were felt to achieve the same aims. However, it is concerning that none of the alternatives include any requirement to prove that the policy chosen to replace any restriction on vehicle numbers as a quantity control has actually achieved its aims.

Some authorities do not allow vehicles which appear to be hackney carriage, i.e. mainly the London style vehicles, to be within the private hire fleet, whilst others do allow wheel chair vehicles. The most usual method of distinguishing between hackney carriages and private hire is a 'Taxi' roof sign on the vehicle, although again some areas do allow roof signs on private hire as long as they do not say 'Taxi', some turn those signs at right angles, whilst others apply liveries, mainly to hackney carriage fleets, but sometimes also to private hire fleets.

After introduction of the 1985 Transport Act, Leeds University Institute for Transport Studies developed a tool by which unmet demand could be evaluated and a determination made if this was significant or not. The tool was taken forward and developed as more studies were undertaken. Over time this 'index of significance of unmet demand' (ISUD) became accepted as an industry standard tool to be used for this purpose. Some revisions have been made following the few but specific court cases where various parties have challenged the policy of retaining a limit.

Some of the application has differed between Scottish and English authority's. This is mainly due to some court cases in Scotland taking interpretation of the duty of the licensing authority further than is usual in England and Wales, requiring current knowledge of the status of unmet demand at all times, rather than just at the snap-shot taken every three years. However, the three-year survey horizon has become generally accepted given the advice of the BPG and most locations that review regularly do within that timescale.

The DfT asked in writing in 2004 for all licensing authorities with quantity restrictions to review them, publish their justification by March 2005, and then

review at least every three years since then. In due course, this led to a summary of the government guidance which was last updated in England and Wales in 2010 (but more recently in Scotland).

The BPG in 2010 also provided additional suggestions of how these surveys should be undertaken, albeit in general but fairly extensive terms. A key encouragement within the BPG is that "an interval of three years is commonly regarded as the maximum reasonable period between surveys". BPG suggests key points in consideration are passenger waiting times at ranks, for street hailing and telephone bookings, latent and peaked demand, wide consultation and publication of "all the evidence gathered".

In respect to case law impinging on unmet demand, the two most recent cases were in 1987 and 2002. The first case (*R v Great Yarmouth*) concluded authorities must consider the view of significant unmet demand as a whole, not condescending to detailed consideration of the position in every limited area, i.e. to consider significance of unmet demand over the area as a whole.

R v Castle Point considered the issue of latent, or preferably termed, suppressed demand consideration. This clarified that this element relates only to the element which is measurable. Measurable suppressed demand includes inappropriately met demand (taken by private hire vehicles in situations legally hackney carriage opportunities) or those forced to use less satisfactory methods to get home (principally walking, i.e. those observed to walk away from rank locations).

In general, industry standards suggest (but specifically do not mandate in any way) that the determination of conclusions about significance of unmet demand should take into account the practicability of improving the standard of service through the increase of supply of vehicles.

It is also felt important to have consistent treatment of authorities as well as for the same authority over time, although apart from the general guidance of the BPG there is no clear stipulations as to what this means in reality, and certainly no mandatory nor significant court guidance in this regard.

The 2010 Best Practice Guidance stated "Most local licensing authorities do not impose quantity restrictions; the Department regards that as best practice. This is restated in the currently draft new Best Practice Guidance.

This new draft Best Practice Guidance also adds para 9.3 quoting "The Competition and Markets Authority was clear in its 2017 guidance "Regulation of taxis and private hire vehicles: understanding the impact of competition" that "Quantity restrictions are not necessary to ensure the safety of passengers, or to ensure that fares are reasonable."



To summarise, the Department for Transport Best Practice Guidance only references 'quantity restrictions' and that not imposing them is regarded by the Department as 'best practice'.

Conclusion to Chapter

In conclusion, the present legislation in England and Wales sees public fare-paying passenger carrying vehicles firstly split by passenger capacity. All vehicles able to carry nine or more passengers are dealt with under national public service vehicle licensing. Local licensing authorities only have jurisdiction over vehicles carrying eight or less passengers.

These are split between hackney carriages which are alone able to wait at ranks or pick up people in the streets without a booking, and private hire which can only be used with a booking made through an operator. If any passenger uses a private hire vehicle without such a properly made booking, they are not generally considered to be insured for their journey.

In the minds of the travelling public the view of what a taxi is tends to be much more blurred than the formal definitions. The invention of the mobile phone and then the internet have not helped with definitions although this has been going on a long time but with many significant developments in the period of two or so years prior to the pandemic with the take-up of apps both for private hire and hackney carriage vehicle services.

The 'triple lock' licensing rule has also become accepted. A vehicle, driver and operator must all be licensed under the same licensing authority to provide full protection to the passenger and to comply with the legislative requirements.

It is also accepted that a customer can call any private hire company from any location they so choose to provide their transport. Many customers would not realise that if there was an issue it would be hard for a local authority to follow this up, unless the triple lock was in place by the vehicle used and was for the area the customer contacted licensing in. Attempts are being made to minimise this issue with growing liaison between licensing authorities.

Further, introduction of recent methods used by customers of obtaining vehicles for journeys, principally using 'apps' on mobile phones have also led to confusion as to how 'apps' usage sits with present legislation. This continues to be debated with the key issue being if obtaining a vehicle using an app (most of which rely on proximity to choose a vehicle) is a pre-booking or not, given the often minimal time between the person making known their need on the app and a vehicle meeting that need.

2 Local background and context

East Herts District has a current population of 151,786 based on mid 2020 population estimates.

All licensing authorities have full powers over licensing the vehicles, drivers and operators serving people within their area. At the time of writing this report, East Herts District has implemented a limit of 200 hackney carriage licences.



Licensing Statistics from 2013 to date

The provision of hackney carriages and private hire vehicles has varied over recent years. The following table and figures present the historic trends over recent years.

Table 1 - Historic profile of licensed vehicles and licensed drivers

Year	Wheelchair accessible taxis	Other taxis	Total taxis	Wheelchair accessible PHVs	Other PHVs	Total PHVs	Total licensed vehicles	Total driver licences issued	Total accessible vehicles	Ratio of drivers to vehicles
2013	3	253	256	3	42	45	301	360	6	1.20
2015	2	255	257	0	54	54	311	341	2	1.10
2017	2	242	244	2	29	31	275	256	4	0.93
2018	2	256	258	2	60	62	320	361	4	1.13
2019	3	250	253	1	64	65	318	374	4	1.18
2020	4	225	229	3	44	47	276	332	7	1.20
2021	6	194	200	2	39	41	241	317	8	1.32
2022	1	197	198	2	47	49	247	284	3	1.15

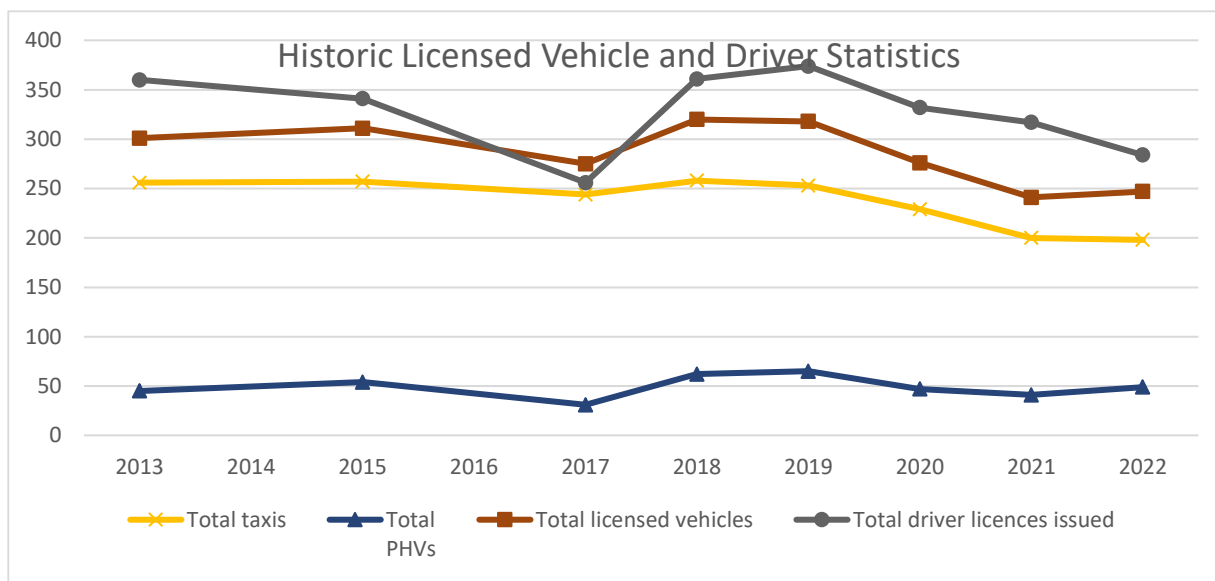
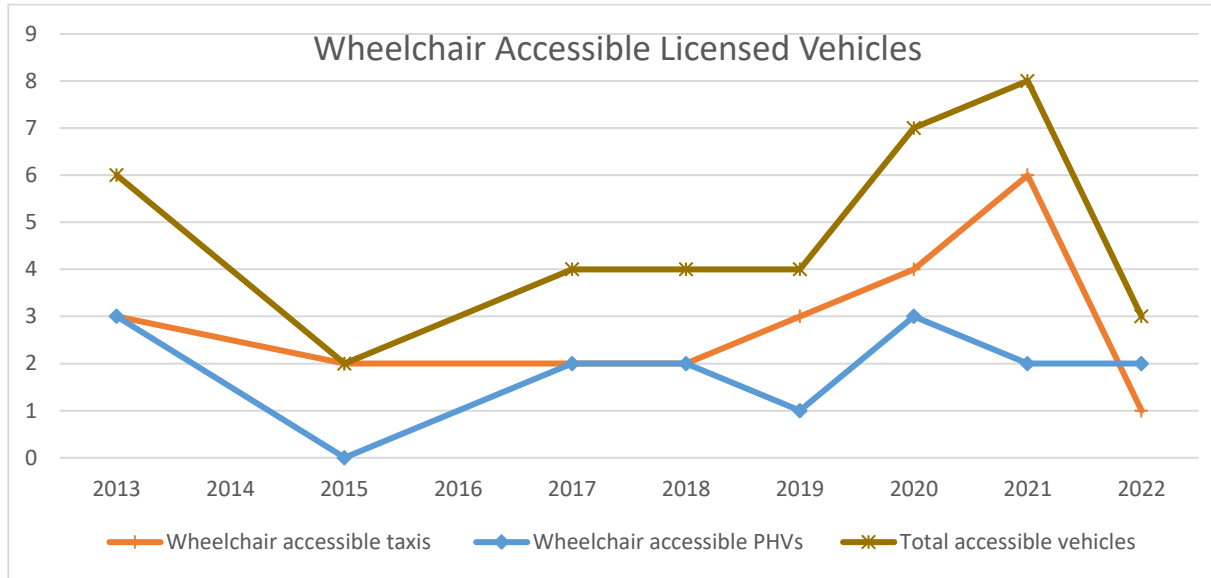


Figure 1 - Historic profile of licensed vehicles and licensed drivers

Table 2 - Historic profile of wheelchair accessible licensed vehicles



Comparative information to other authorities

Table 3 compares recent licensed vehicle numbers for East Herts with other authorities in the DfT East Region. The table is ordered in increasing proportions of total licensed vehicles per 1,000 population. Data was derived from DfT statistics published in 2022, which were the latest statistics available at the time of publication.

It should be noted that the DfT statistics indicate a total of 198 hackney carriages in East Herts. However, at the time of writing, the total hackney carriages licensed was 203 in East Herts.

Table 3 - Licensed vehicle proportions

Licensing Area	Mid 2020 population estimate	Hackney Carriages	Private Hire Vehicles	Total licenced vehicles	Hackney Carriages per 1,000 population	Private Hire Vehicles per 1,000 population	Total licenced vehicles per 1,000 population
East Hertfordshire [Limited]	151,786	198	49	247	1.3	0.3	1.6
Braintree [Limited]	153,091	83	227	310	0.5	1.5	2.0
Southend-on-Sea [Limited]	182,773	269	136	405	1.5	0.7	2.2
Colchester [Limited]	197,200	131	408	539	0.7	2.1	2.7
Stevenage [Limited]	88,104	100	148	248	1.1	1.7	2.8
Bedford [Limited]	174,687	63	495	558	0.4	2.8	3.2
Cambridge [Limited]	125,063	305	99	404	2.4	0.8	3.2
Watford [Limited]	96,623	221	114	335	2.3	1.2	3.5
Luton [Limited]	213,528	165	733	898	0.8	3.4	4.2
Mid Suffolk [No Limit]	104,857	56	40	96	0.5	0.4	0.9
Fenland [No Limit]	102,080	91	39	130	0.9	0.4	1.3
Breckland [No Limit]	141,255	118	72	190	0.8	0.5	1.3
South Norfolk [No Limit]	143,066	119	74	193	0.8	0.5	1.3
Chelmsford [No Limit]	179,549	166	84	250	0.9	0.5	1.4
Thurrock [No Limit]	175,531	72	174	246	0.4	1.0	1.4
Welwyn Hatfield [No Limit]	123,893	106	78	184	0.9	0.6	1.5
King's Lynn and West Norfolk [No Limit]	151,245	88	143	231	0.6	0.9	1.5
Maldon [No Limit]	65,401	83	20	103	1.3	0.3	1.6
East Cambridgeshire [No Limit]	90,172	112	32	144	1.2	0.4	1.6
East Suffolk [No Limit]	250,373	71	355	426	0.3	1.4	1.7
Central Bedfordshire [No Limit]	294,096	175	329	504	0.6	1.1	1.7
Tendring [No Limit]	147,353	230	27	257	1.6	0.2	1.7
Basildon [No Limit]	187,558	137	199	336	0.7	1.1	1.8
Hertsmere [No Limit]	105,471	3	191	194	0.0	1.8	1.8
Babergh [No Limit]	92,735	79	96	175	0.9	1.0	1.9
Dacorum [No Limit]	155,457	184	112	296	1.2	0.7	1.9
North Hertfordshire [No Limit]	133,463	186	74	260	1.4	0.6	1.9
Epping Forest [No Limit]	132,175	216	42	258	1.6	0.3	2.0
St Albans [No Limit]	149,317	204	105	309	1.4	0.7	2.1
North Norfolk [No Limit]	105,167	144	85	229	1.4	0.8	2.2
Brentwood [No Limit]	77,242	172	27	199	2.2	0.3	2.6
Broxbourne [No Limit]	97,592	194	70	264	2.0	0.7	2.7
Harlow [No Limit]	87,280	47	195	242	0.5	2.2	2.8
Three Rivers [No Limit]	93,966	11	258	269	0.1	2.7	2.9
West Suffolk [No Limit]	177,302	181	327	508	1.0	1.8	2.9
Broadland [No Limit]	131,931	0	401	401	0.0	3.0	3.0
Rochford [No Limit]	87,627	185	89	274	2.1	1.0	3.1
Great Yarmouth [No Limit]	99,198	190	160	350	1.9	1.6	3.5
Huntingdonshire [No Limit]	178,985	101	575	676	0.6	3.2	3.8
Ipswich [No Limit]	135,979	157	425	582	1.2	3.1	4.3
Norwich [No Limit]	142,177	220	389	609	1.5	2.7	4.3
Peterborough [No Limit]	202,626	110	877	987	0.5	4.3	4.9
Castle Point [No Limit]	90,524	117	341	458	1.3	3.8	5.1
South Cambridgeshire [No Limit]	160,904	5	857	862	0.0	5.3	5.4
Uttlesford [No Limit]	92,759	47	1,961	2,008	0.5	21.1	21.6

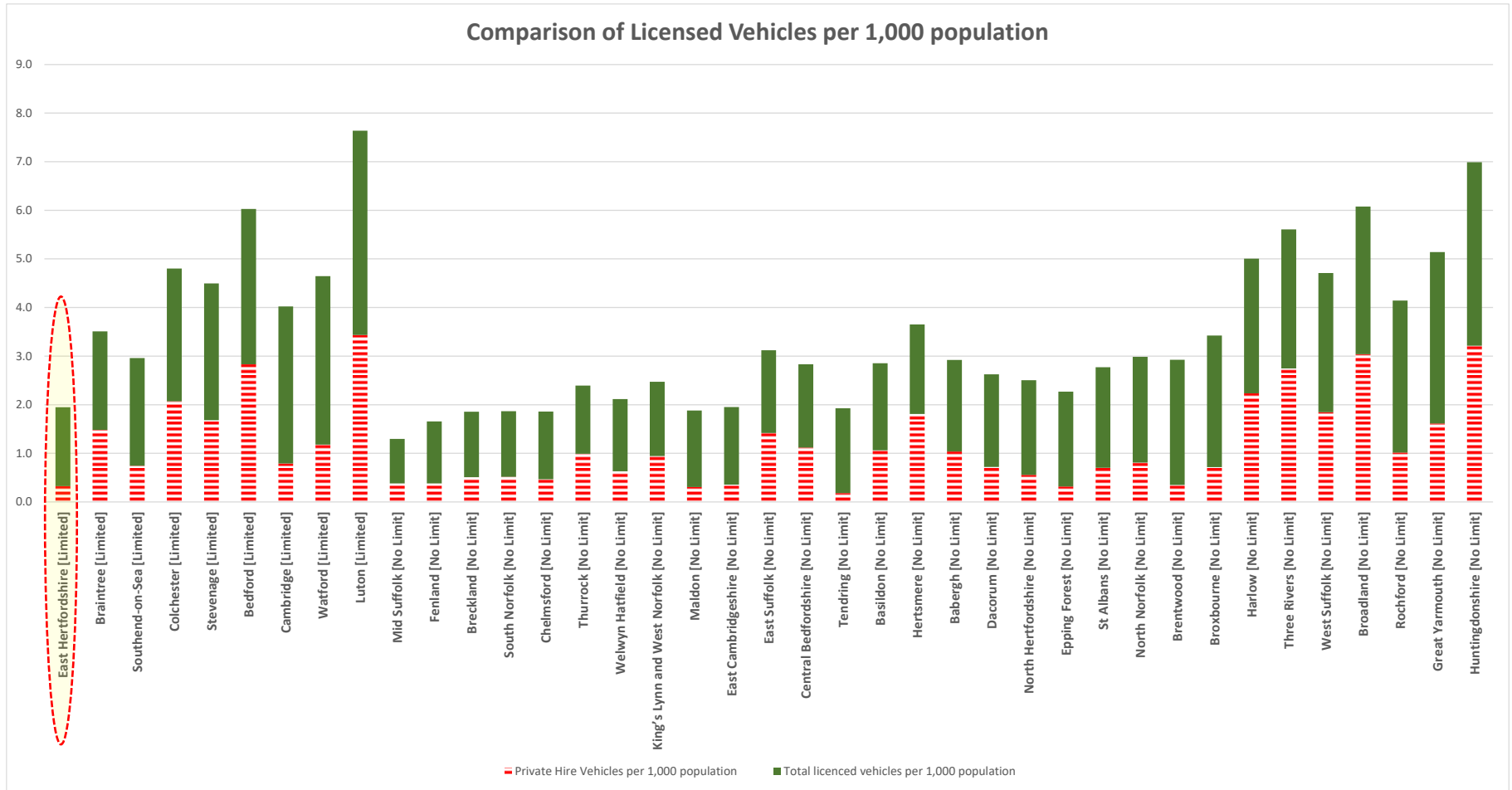


Figure 2 - Comparison of licensed vehicles per 1,000 population

The order in which the data in Table 3 and Figure 2 is presented, is ranked in increasing order of provision of all licensed vehicles. Therefore, the higher the ranking number, the greater the provision per 1,000 population, compared with other authority areas.

In terms of total licensed vehicles, Table 3 indicates that East Herts is ranked 1 out of 9 authority areas in the region, which limit the number of hackney carriages. In terms of all authority areas both limited and non-limited, East Herts is ranked 11 out of 45 authority areas. These statistics suggest that East Herts has a relatively low level of provision of licensed vehicles, compared with other authorities in the region.

When we look at hackney carriages only, East Herts is ranked 32 out of all 45 authorities in terms of hackney carriages per 1,000 population. In terms of those authorities which limit the number of hackney carriages, East Herts is ranked 6 out of the 9 authorities.

The proportion of private hire vehicles per 1,000 population in East Herts is ranked 4 out of all 45 authorities in the region. Of those authorities which limit the number of hackney carriages, East Herts is ranked 1 out of the 9 authorities.

Additional influences on licensed vehicle provision

Amongst some in the licensed vehicle trade, there is a view that in some licensing areas it is particularly easy, cheap or quick to become a licensed vehicle driver and to license a hackney carriage or private hire vehicle. Consequently, some licensing areas have particularly high ratios of licensed vehicles to population.

The higher ratios in some licensing areas relate to a proportion of drivers and vehicles operating in other licensing areas as private hire vehicles. In particular, Wolverhampton has developed a reputation as an authority which will license drivers and vehicles quickly, enabling those licensed vehicles to operate around the country in other authority areas. In addition to vehicles licensed by Wolverhampton, vehicles in other licensing areas are also operated in areas outside the licensing authority area. In such cases, 'out of area' vehicles may be seen operating as private hire vehicles hundreds of miles away from the areas in which they are licensed.

When considering the number of private hire vehicles licensed in an area and comparing with hackney carriage numbers, it is prudent to consider the way in which some private hire vehicles are operated. It is perhaps natural to assume that all private hire vehicles are operating as 'public facing' licensed vehicles which may be hired for short trips on an ad hoc basis, either for immediate hire or

for a future time. However, not all private hire vehicles are operated in this manner. Many private hire vehicles are used primarily or solely to undertake contract hires, or chauffeur or corporate hire services. Premium vehicles are often used for such services. Such services are not generally 'public facing'. For example, these private hire vehicles would rarely operate at peak times such as Friday and Saturday nights, carrying passengers to and from licensed premises.

The proportion of the private hire fleet in a licensing area, which is not public facing, or which is not operating in the licensing area to service the demand for immediate hires, can vary significantly between areas. Larger cities tend to have larger numbers of private hire vehicles which engage in premium corporate hire or chauffeur type work.

In East Herts, there are several firms which specialise in chauffeur type services. However, it is not feasible to estimate the proportion of the private hire fleet in East Herts which is not normally engaged in public facing hire activities.

Feedback from the trade in East Herts suggests that there are some licensed vehicles registered in other licensing areas, which operate in East Herts. It is likely that these vehicles operate either through local private hire operators or through online app based services, such as Uber or Bolt.



Fares

A copy of the taxi fares tariff is presented below:

TABLE OF FARES FOR HACKNEY CARRIAGE VEHICLES from 5th August 2022

Rates 1, 2 and 3 apply to vehicles licensed to carry up to 4 passengers and vehicles licensed to carry up to 8 passengers, but carrying 4 or less passengers.

Rates 2, 3 and 4 apply to vehicles licensed to carry up to 8 passengers when carrying 5 or more passengers, at the times/days which apply to rates 1, 2 and 3 respectively.

If the distance does not exceed 1000 yards, for the whole distance

Fare up to 1000 yards	each additional unit of 190 yards or part thereof
-----------------------	---

Metric Conversions
1000 yards = 914 metres (approx)
190 yards = 174 metres (approx)

Rate 1
For hirings between 6.30am and 10pm Monday to Saturday inclusive

£4.00	£0.30
-------	-------

Rate 2
For hirings begun between 10pm and 6.30am Monday to Friday inclusive and from 10pm on Saturday to 6.30am on Monday, and all day on Bank Holidays

£5.00	£0.40
-------	-------

Rate 3
For hirings on Christmas Day, Boxing Day, New Year's Day and after 6pm on Christmas Eve and New Year's Eve.

£7.50	£0.50
-------	-------

Rate 4
For hirings on Christmas Day, Boxing Day, New Year's Day and after 6pm on Christmas Eve and New Year's Eve.

£9.50	£0.70
-------	-------


Fares are charged at both time and distance.


Waiting time:
Rate 1 - £25 per hour
Rates 2, 3 & 4 £30 per hour


(ALL FARES ARE INCLUSIVE OF VAT WHERE APPLICABLE)

Complaints should be made to the Taxic Licensing Officer 01279 655261, extension 1503, quoting the vehicle registration mark/licence number or the driver's badge number.


01279 655261

 @Eastherts

 EastHertsDC

 easthertscouncil

www.eastherts.gov.uk



Extras

For luggage carried outside passenger compartment 20p per item (max £1.00)

Trained dogs to assist the blind or hard of hearing no charge

Other dogs (carried at driver's discretion) 20p

The driver may recover from the hirer a cost not to exceed £150 if fouling/soiling occurs leading to the vehicle being taken out of service

For each additional passenger (other than the first passenger), a charge of £0.20 per passenger up to a maximum of £0.60 for any one journey

The driver may require the hirer, or the passenger, to pay the congestion or toll charge if the journey includes roads that are subject to that charge.

TAXIS MUST USE THE METER ON ALL JOURNEYS WHICH START AND END WITHIN EAST HERTS. The meter need not be used on journeys which terminate beyond East Herts District boundary, and when the hirer and the driver have agreed the price before the journey commences.

INSTRUCTIONS for when plying for hire

DOGS trained to assist the blind or hard of hearing **MUST** be carried unless the driver is medically exempt. Other animals are carried at the driver's discretion.

FOR HIRE lights must be extinguished when the vehicle is booked. When the hire lights are lighted the driver cannot refuse a hiring, without a reasonable excuse and the 'For Hire' light can only be switched on within the area of East Herts.

NOTE

It is an offence to dishonestly make off without payment for goods or services, knowing the payment on the spot was required and expected. Contrary to Section 3 Theft Act 1978

Figure 3 - Maximum table of fares

Private Hire and Taxi Monthly magazine publish monthly league tables of the fares in Licensing Authorities in the UK. The Tariff 1 fares for a two mile journey (distance costs only) are compared and ranked. The lower the ranking number, the more expensive the journey, compared with other authorities. The December 2022 table indicated that the fares in East Herts were ranked 24 out of 345 authorities listed. This ranking suggests that hackney carriage fares in East Herts are more expensive than average.



Rail passenger growth

There are several railway stations in East Herts, which are served by taxi ranks or a private hire booking offices. The busiest rank is in Bishop's Stortford. The taxi rank outside Bishop's Stortford station is located within the railway station property. The rank at Bishop's Stortford station is operated under a franchise agreement with a single operator. Only hackney carriages affiliated with that operator are permitted to operate from the rank at Bishop's Stortford station.

Hackney carriage activity was monitored at four of the railway stations in East Herts. The level of rail passenger volumes at each station is likely to influence the level of licensed vehicle hires associated with each location.

Table 4 and Figure 4 illustrate historic passenger numbers passing through the four monitored railway stations. Passenger numbers during the year 2020 – 21 reduced significantly, compared with earlier years, owing to the impact of Covid-19 mitigation measures and travel restrictions. The data for 2021-22 indicates some recovery. However, the number of passengers using the stations has not recovered to pre-Covid-19 levels.

Passenger volumes during 2021 – 22 were between 39% to 49% less than those in 2018-2019, when the last hackney carriage unmet demand survey was undertaken.

Table 4 - Annual passenger entries and exits through selected East Herts railway stations

Year	Bishops Stortford	Ware (Herts)	Hertford East	Hertford North
2009 - 10	2,346,220	792,180	657,574	1,284,168
2010 - 11	2,464,026	838,360	718,590	1,260,999
2011 - 12	2,660,140	871,904	666,550	1,292,690
2012 - 13	2,820,376	970,726	774,547	1,338,227
2013 - 14	2,920,187	1,053,174	794,857	1,373,316
2014 - 15	3,030,210	1,083,188	827,167	1,429,143
2015 - 16	3,104,298	1,131,318	880,042	1,520,498
2016 - 17	3,165,150	1,154,290	935,471	1,616,265
2017 - 18	3,179,796	1,062,048	965,862	1,668,774
2018 - 19	3,259,594	1,074,608	1,313,442	1,258,570
2019 - 20	3,074,350	1,047,118	1,286,402	1,232,658
2020 - 21	712,050	234,248	242,688	232,546
2021 - 22	2,003,538	651,464	674,184	646,018

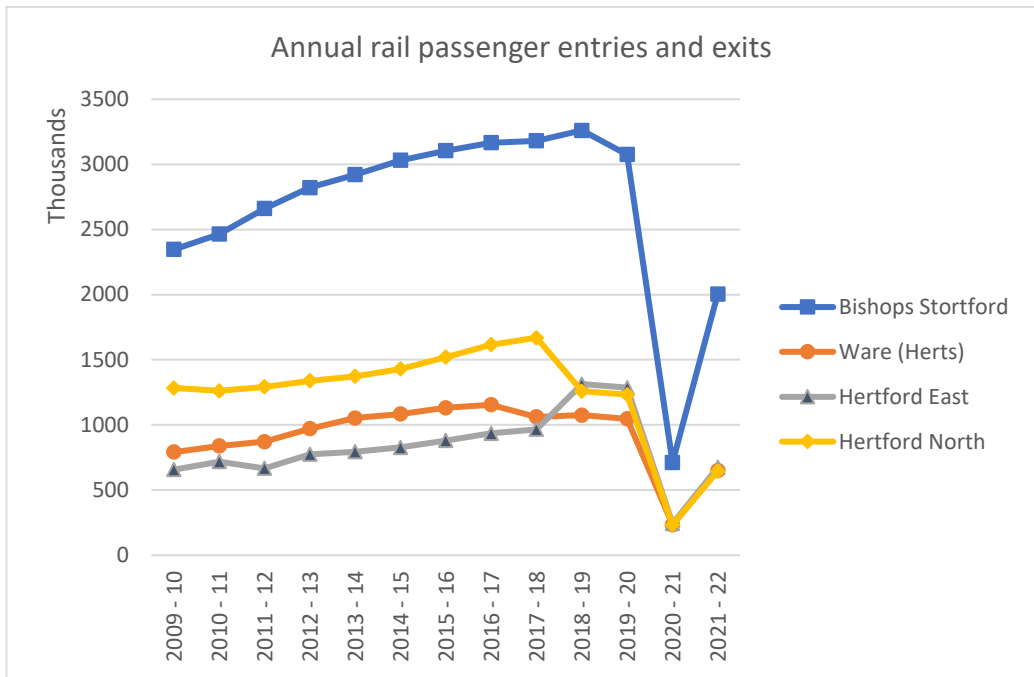


Figure 4 - Annual passenger entries and exits through selected East Herts Railway Stations



3 Patent demand measurement (rank surveys)

Our methodology involved obtaining video footage of activity at all ranks in the licensing area. The video footage was then analysed to identify hours at each rank for which each rank was active.

Video footage was collected from 7:00 on a Thursday morning through to 7:00 on the following Sunday morning. This coverage ensured that weekday and weekend activity was represented.

In addition to formal marked ranks, some additional locations were included in the video footage, as informal rank locations which may be used from time to time.

The formal ranks surveyed were:

- Bishop's Stortford Railway Station
- Fore Street, Hertford
- Hertford North Station
- North Street, Bishop's Stortford
- Railway Street, Hertford
- Riverside, Bishop's Stortford Shopping Centre
- Riverside, Bishop's Stortford Wetherspools
- Ware High Street 1 (West end of High Street near Burgage Lane)
- Ware High Street 2 (near the junction with New Road)
- Ware Station

Informal rank locations were:

- Bull Plain, Hertford
- Anchor Street, Bishop's Stortford
- Hertford East Station

The ranks at Bishop's Stortford Railway Station and Hertford North Station are not on public land. These ranks requires vehicles waiting on the ranks to have a permit to operate there. Consequently, not all of the hackney carriage fleet may operate from these ranks.

The informal rank locations were located close to active night time economy premises, or an active railway station.

The following figures illustrate the levels of usage observed at each of the ranks observed.

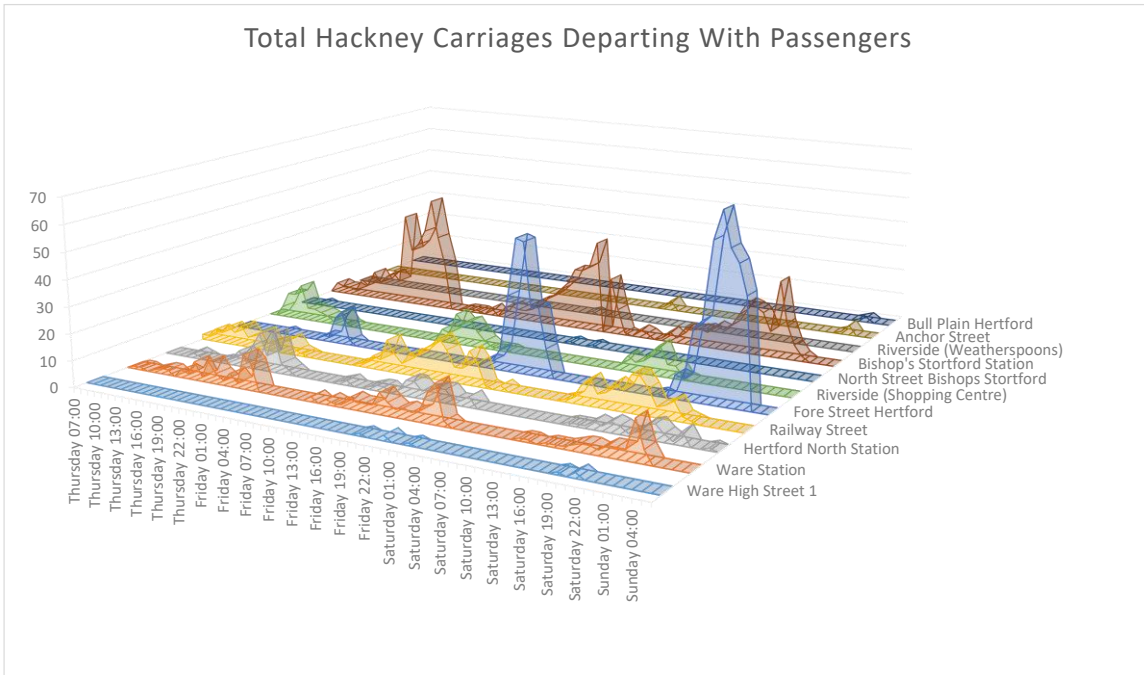


Figure 5 – Hourly volume of hackney carriages departing each rank, with passengers

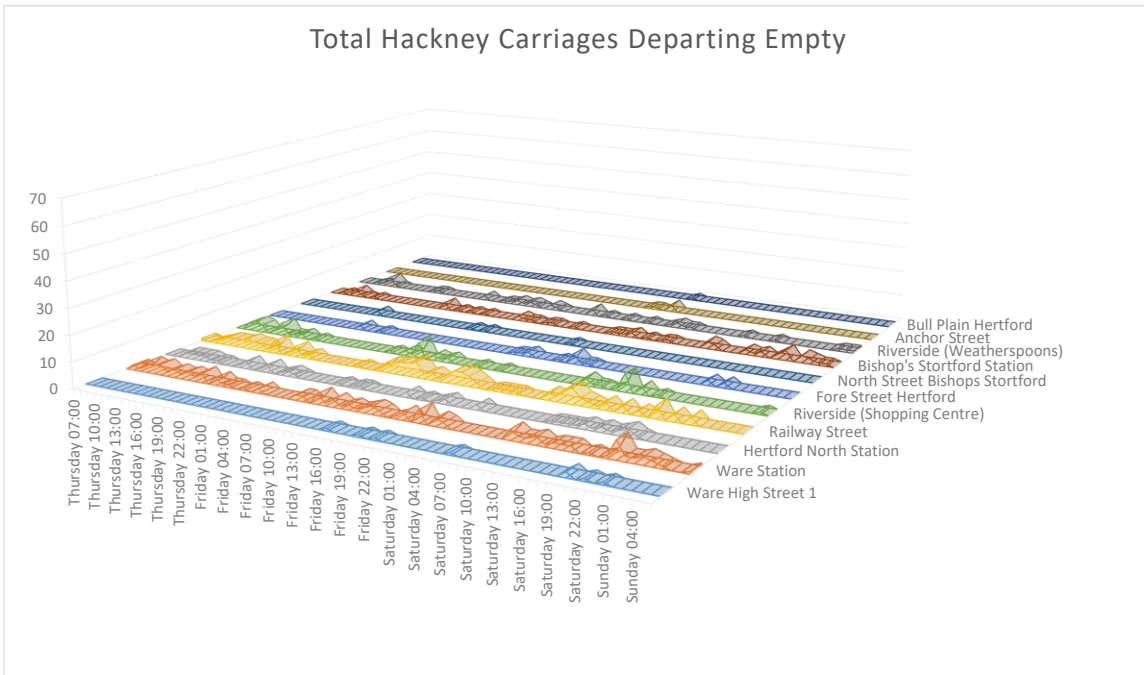


Figure 6 - Hourly volume of hackney carriages departing each rank, without passengers





Daily summary data

The observed data at each rank is summarised in the following tables, for each day of observation and as aggregate values for all 3 days surveyed.

Table 5 - Daily rank statistics Thursday to Friday

Rank location	Total hackney carriages departing the ranks empty	Total hackney carriages departing the ranks with passengers	Total hackney carriages departing the ranks	Total passengers departing the ranks	Average passengers per hackney carriage
Total for all locations	149	582	731	737	1.3
Ware High Street 1	0	0	0	0	0.0
Ware Station	38	65	103	85	1.3
Hertford North Station	22	66	88	87	1.3
Railway Street	38	70	108	97	1.4
Fore Street Hertford	3	30	33	42	1.4
Riverside (Shopping Centre)	23	62	85	75	1.2
North Street Bishops Stortford	2	1	3	1	1.0
Bishop's Stortford Station	11	288	299	350	1.2
Riverside (Weatherspoons)	12	0	12	0	0.0
Anchor Street	0	0	0	0	0.0
Bull Plain Hertford	0	0	0	0	0.0

Table 6 - Daily rank statistics Friday to Saturday

Rank location	Total hackney carriages departing the ranks empty	Total hackney carriages departing the ranks with passengers	Total hackney carriages departing the ranks	Total passengers departing the ranks	Average passengers per hackney carriage
Total for all locations	172	768	940	1066	1.4
Ware High Street 1	3	4	7	8	2.0
Ware Station	37	74	111	97	1.3
Hertford North Station	11	47	58	63	1.3
Railway Street	54	139	193	173	1.2
Fore Street Hertford	11	207	218	346	1.7
Riverside (Shopping Centre)	16	52	68	61	1.2
North Street Bishops Stortford	3	2	5	3	1.5
Bishop's Stortford Station	14	237	251	305	1.3
Riverside (Weatherspoons)	17	1	18	1	1.0
Anchor Street	5	5	10	9	1.8
Bull Plain Hertford	1	0	1	0	0.0

Table 7 - Daily rank statistics Saturday to Sunday

Rank location	Total hackney carriages departing the ranks empty	Total hackney carriages departing the ranks with passengers	Total hackney carriages departing the ranks	Total passengers departing the ranks	Average passengers per hackney carriage
Total for all locations	156	799	955	1327	1.7
Ware High Street 1	5	3	8	6	2.0
Ware Station	38	47	85	67	1.4
Hertford North Station	16	39	55	62	1.6
Railway Street	41	106	147	164	1.5
Fore Street Hertford	4	354	358	680	1.9
Riverside (Shopping Centre)	18	49	67	66	1.3
North Street Bishops Stortford	0	0	0	0	0.0
Bishop's Stortford Station	25	192	217	260	1.4
Riverside (Weatherspoons)	9	1	10	3	3.0
Anchor Street	0	5	5	12	2.4
Bull Plain Hertford	0	3	3	7	2.3

Table 8 - Aggregate rank statistics Thursday to Sunday

Rank location	Total hackney carriages departing the ranks empty	Total hackney carriages departing the ranks with passengers	Total hackney carriages departing the ranks	Total passengers departing the ranks	Average passengers per hackney carriage
Total for all locations	477	2149	2626	3130	1.5
Ware High Street 1	8	7	15	14	2.0
Ware Station	113	186	299	249	1.3
Hertford North Station	49	152	201	212	1.4
Railway Street	133	315	448	434	1.4
Fore Street Hertford	18	591	609	1068	1.8
Riverside (Shopping Centre)	57	163	220	202	1.2
North Street Bishops Stortford	5	3	8	4	1.3
Bishop's Stortford Station	50	717	767	915	1.3
Riverside (Weatherspoons)	38	2	40	4	2.0
Anchor Street	5	10	15	21	2.1
Bull Plain Hertford	1	3	4	7	2.3

During the 2022 survey 2,149 hires from ranks (hackney carriages departing with passengers) were observed. The equivalent number of hires observed during the 2019 survey was 2,645. Therefore, the number of hires observed has dropped by approximately 19%.

The pattern of change varied by location. Differences between the 2019 and 2022 observations at the most active ranks are presented in Table 9.

Table 9 - Differences in observed rank hires, comparing 2019 with 2022 survey results at key ranks

Rank	Hires observed 2019	Hires observed 2022	Relative change compared with 2019 observations
Bishop's Stortford railway station	969	717	-26.0%
Riverside (shopping centre), Bishop's Stortford	243	163	-32.9%
Fore Street, Hertford	542	591	9.0%
Hertford North railway station	367	152	-58.6%
Railway Street, Hertford	342	315	-7.9%
Ware railway station	90	186	106.7%

Passenger waiting

Passenger waiting occurred from time to time throughout the day on each day surveyed and at night.

A profile of the number of waiting passengers is presented in Figure 7.

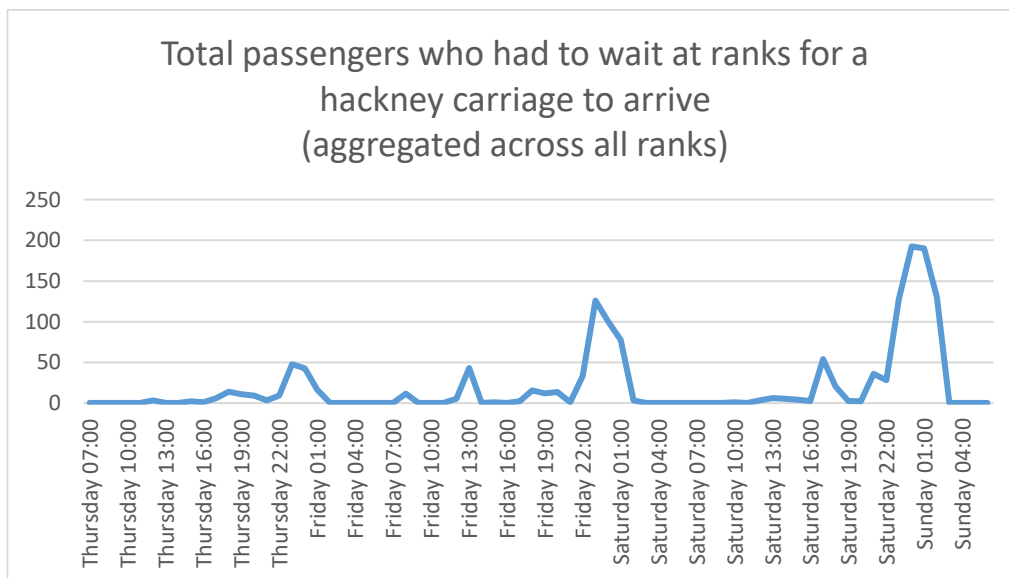


Figure 7 - Profile of waiting passengers per hour

The total number of waiting passengers was 1,412 passengers (45% of all passengers). The passenger waiting was largely concentrated on Bishop's Stortford Station rank and the Fore Street rank in Hertford.

The number of waiting passengers and the duration of waiting is taken into account when assessing whether the level of unmet demand is significant.

Hertford Ranks

The ranks in Hertford included Fore Street, Hertford East Station, Hertford North Station, Railway Street and Bull Plain.

The rank on Fore Street is a night time only rank. The rank operated intensively on Friday and Saturday nights. Some passenger waiting was observed at this rank on Friday and Saturday nights. Passenger waiting was more extensive on Saturday night than on Friday night. A taxi marshal was present late at night to help with passenger queue control. At times, passengers approaching the rank late on Saturday night, attempted to approach hackney carriages which were driving towards the rank, in order to avoid having to wait amongst people already waiting at the rank. However, generally drivers rejected these approaches and drove to the taxi rank to pick up waiting passengers. For much of the operational period of the rank on Fore Street, parked vehicles used up most or all of the rank space. The hackney carriage drivers generally formed a rank from the bus stop space, ahead of the rank, in order to form a rank using space available, whilst the formal rank was occupied by parked vehicles.

The Fore Street rank was used during the daytime and into late evening. Passenger waiting was rare at this rank.

At the rank at Hertford North railway station passenger waiting was observed occasionally. Passengers who had to wait were generally those who arrived by train but reached the rank after other passengers had hired the waiting hackney carriages. The wait times for passengers at this rank were generally less than 5 minutes. The rank space at the station was often used by other vehicles waiting for arriving passengers.

No hackney carriages were observed waiting at Hertford East railway station and a handful of hackney carriages were observed waiting late on Friday and Saturday nights at Bull Plain.

Ware Ranks

The rank at Ware Station, on Station Road, was active throughout each day. However, the level of activity was variable and generally low. The rank is adjacent to a private hire booking office and there were often hackney carriages servicing the rank which appeared to be associated with the booking office.

Two ranks were marked on High Street in Ware. The western rank (High Street 1) is a night time rank. During the daytime, the rank space may be used for short term parking. The rank was generally fully occupied by parked vehicles at night. Hackney carriages were occasionally observed waiting on the rank, when a space became available between parked vehicles. The number of observed hires was low.

The eastern rank on the High Street, Ware, was also a night time rank. This rank also had parked vehicles occupying the rank space at night. No hackney carriages were observed waiting at this rank.

Bishop's Stortford Ranks

The ranks in Bishop's Stortford included Riverside at the Shopping Centre, Riverside at Wetherspoons, Bishop's Stortford Station, North Street and an informal rank on Anchor Street.

The rank at Bishop's Stortford station was active from morning until late at night. At night, this rank accounted for the majority of hires in Bishop's Stortford. Passenger waiting was frequently observed at this rank on Thursday, Friday and Saturday, from early evening to late at night.

The rank on Riverside, outside the entrance to the shopping centre, was active throughout the opening time of the shopping centre. Passenger waiting at this rank was infrequent.

The rank on Riverside at Wetherspoons is a full time rank. The location of the rank means that it would be most likely to be used at night. However, the rank was normally occupied by parked vehicles from early evening to late at night.

Consequently there was often no space for hackney carriages to wait on the rank. Whilst hackney carriages were observed at various times, most of these hackney carriages left the rank without passengers.

The informal rank space on Anchor Street was generally not attended by hackney carriages. However, a handful of hires were observed during the early hours of Saturday and Sunday mornings.

The rank on North Street is a night time rank. This rank was generally occupied by parked cars in the evenings, limiting the opportunity for hackney carriages to wait on this rank. A very few hires were observed at this rank.

Hackney carriages working from ranks profile

During the ranks surveys, the time taken for a hackney carriage to return to the rank, having picked up a fare, was recorded for a sample of hackney carriages. This information provides an estimate for the time hackney carriages spend on rank based hires. When this information is coupled with the vehicle queue lengths at the ranks, we can estimate how many hackney carriages are working from the ranks at any given time, (i.e. those waiting on the ranks and those which are engaged on hires and returning to the ranks.)

Based on a hackney carriage fleet size of 203, the following graph indicates our estimate of the profile of the proportion of the fleet which is engaged on rank based hires during each hour.



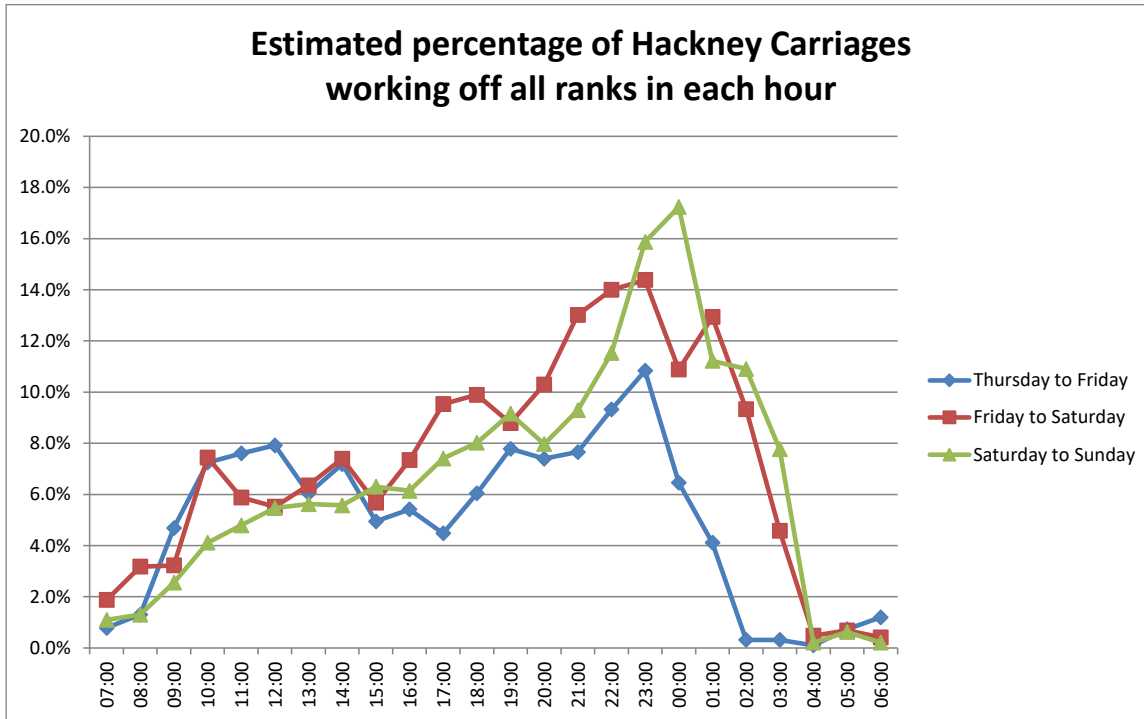


Figure 8 - Proportion of hackney carriages working off ranks

Normally one would expect to see between 25% and 60% of the fleet in operation (depending on time of day and day of the week), in locations where the trade predominantly focus on rank hire work. However, where much of the trade is engaged in pre-booked hires obtained either through booking circuits or direct telephone bookings, then the proportion of the hackney carriage fleet operating from the ranks would be expected to be lower. The low levels of deployment in East Herts indicate that some of the trade are likely to be engaged on pre-booked hires, reducing the numbers operating from ranks.

4 General public views

It is very important that the views of people within the area are obtained about the service provided by hackney carriage and private hire. A key element which these surveys seek to discover is specifically if people have given up waiting for hackney carriages at ranks (the most readily available measure of latent demand). However, the opportunity is also taken with these surveys to identify the overall usage and views of hackney carriage and private hire vehicles within the study area, and to give chance for people to identify current issues and factors which may encourage them to use licensed vehicles more.

Such surveys can also be key in identifying variation of demand for licensed vehicles across an area, particularly if there are significant areas of potential demand without ranks, albeit in the context that many areas do not have places apart from their central area with sufficient demand to justify hackney carriages waiting at ranks.

An online survey was developed and links to the survey distributed by website and social media. A total of 208 responses were received.

East Hertfordshire Public Attitude survey results

When analysing the results obtained from the survey data, we need to consider factors which may influence the results of the survey. Online surveys are often used by people who have particular issues to raise with respect to the subject under consultation. Whereas, people with no strong views or who have not experienced any problems or particular benefits, are less likely to participate. Consequently, issues identified may be over represented.

The results from the online survey are presented in the following table.

Table 1 – Public consultation survey results

Question	Response	Respondents
In the last three months, have you made one or more trips by taxi or private hire vehicle in East Hertfordshire?	Yes	83%
	No	17%
For your most recent trip by licensed vehicle, what kind of licensed vehicle did you use?	Private Hire Vehicle	49%
	Hackney Carriage	35%
	Don't recall	16%
How do you normally obtain a hackney carriage within this area?	At a taxi rank	29%
	Book by telephoning a company	43%
	Book online or via a mobile app	28%



Question	Response	Respondents
Respondents were asked to identify valid means of hiring a private hire vehicle. This question was asked to check the level of understanding of the differences between how private hire and hackney carriage vehicles may operate..	Identified only correct means of hiring a private hire vehicle	67%
	Identified one or more incorrect means, or didn't know.	33%
For what reasons have you used hackney carriages or private hire vehicles in the East Herts area? (please list all reasons in the last 3 months)	Medical	8%
	Personal business	2%
	Leisure	78%
	Work	34%
	Education	6%
	Shopping	14%
What was the approximate time of day of your last licensed vehicle trip?	Morning	17%
	Afternoon	13%
	Evening	35%
	Night	30%
	Don't recall / not applicable	5%
Regarding your last trip in a licensed vehicle, could you rate the following aspects of the trip with a rating of 1 to 5? (1 being poor and 5 being very good)	Aspect	Average rating
	Cleanliness of interior	3.98
	Cleanliness of exterior	3.93
	General condition	3.95
	Driver helpfulness	3.88
	Driver appearance	3.81
Regarding your last taxi trip, could you tell us how much was the fare paid? Please choose the price range most applicable.	Up to £5.00	1%
	£5.01 to £10.00	27%
	£10.01 to £15.00	31%
	£15.01 to £20.00	11%
	£20.01 to £25.00	5%
	£25.01 to £30.00	7%
	£30.01 to £40.00	9%
	£40.01 to £50.00	3%
Over £50	6%	
Regarding the number of hackney carriages in East Herts, do you feel there are:	Not enough	63%
	About the right number	13%
	Too many	3%
	No opinion/ Don't know	21%

Question	Response	Respondents
<p>What improvements (if any) would you like to see to hackney carriages services in East Herts?</p>	<p>Responses included the following representative statements:</p> <ul style="list-style-type: none"> • Cheaper fares • More regulated charging. • There needs to be more taxis available especially at weekends it is often difficult to get home • Shorter waiting times/more availability • Consistently have them available at Hertford north • I would like to see the council enforce better standards of driving for licensed taxis and private hire vehicles. I often drive through town late at night and their driving is appalling. They show no courtesy, don't bother to indicate, see road markings as optional and park in the middle of the road. There should be a system of regular re-tests and a method of reporting bad driving to the council. • More taxis are needed at the train station on Friday and Saturday evening for people that are returning from London • More taxi ranks other than just town centre • I don't really care if I get a cab or an Uber I just want more access to more units. We should be encouraging more Ubers to operate in the area as they provide the most flexible app based service • More available on Sunday mornings, more ready at stations • More private hire cabs needed in Bishop's Stortford and particularly at Stansted Airport • Don't pick up from outside houses, this helps airport parking • More taxis available, it's dangerous as a woman alone at night with the huge lack of taxis in Bishops Stortford • Some drivers do not seem to know the local area that well • To stop parking outside the taxi rank - blocking tight road specifically outside Ware Station • A safe taxi rank / office based in Bishops Stortford like we used to have on Station Rd 	



Question	Response	Respondents
	<ul style="list-style-type: none"> • Cheaper! The cost has risen sharply in the last few months. And more of them. • More Marshalled taxi ranks • More taxis available at the Bishop's Stortford rank. 1 exclusive company using this is not enough. • Taxis outside train stations, especially Hertford North • Improved access for rural areas for lone women • Opening up the road between Parliament Square to Fore Street would aid the ridiculous traffic jams in Hertford and mean less expensive taxi fares. • More available, I have been turned down by private hire many times when it's dark and doesn't feel safe for me to walk • Improved app access for booking • In the day, I have never had any issues with taxis. In the evening and at night it is a problem. As a female I often get a taxi home after dinner, I am 15min walk from town but I often don't feel safe walking home on my own. I often can't get taxis later in the evening/night. • There are not enough facilities to get a taxi home from Ware after an evening out. • Poor provision at Hertford North Station for trains returning from Stevenage. But, the drivers need to go where the money is. • Pre advertised set fares for local/ short journeys • Move the night rank from Fore Street in Hertford • We always pre book to save disappointment as drivers are few and far. The taxi reservation zone (coned off area) at Bishops Stortford train station is absolutely ridiculous though, for a new design someone has made a huge mistake • Better rural service with affordable pricing. It's far to expensive at present. • Far too expensive and need training in the law relating to guide dog refusals as there are far too many. And drivers need to be able to speak English 	

Question	Response	Respondents
	<ul style="list-style-type: none"> • Proper accessible wheelchair vehicles as electric chairs do not fit so living Bishop's Stortford nearest fully accessible with rear ramp is Stevenage. • There needs to be more available. Getting a train home from London, especially at night as a woman is anxiety provoking as I'm never confident there will be sufficient taxis available at the station and the lack of private hire means I've had to walk home alone which is frightening • Taxi rank at stations - Bishops Stortford station has awarded a monopoly to one company who have no availability and there is no other option. • Need a rank at Sawbridgeworth station • Ability to use the exit from the Sextons Rd to London Rd. • Taxi office within the proper town centre. A space for girls particularly to safely wait for a cab. • More availability for local trips - significant decline compared to pre-covid availability • Availability. Hertford taxi and minicab companies seem to want airport runs only. The short journeys for shopping and work are really difficult to book. Also had a taxi driver charge a set fee instead of the meter, since discovered this is not legal. 	
Have you experienced any problems with the local hackney carriage service? (indicate as many as apply)	Design of vehicle	2%
	Driver issues	9%
	Position of ranks	10%
	Delay in getting a taxi / lack of availability	53%
	Cleanliness	5%
	No problems experienced	33%



Question	Response	Respondents
<p>If you have had any problems with the local hackney carriage service, please tell us more, perhaps providing an example with a time and place where a problem occurred.</p>	<p>Responses included the following representative statements:</p> <ul style="list-style-type: none"> • Refuse to drive from Stevenage station to Walkern. Multiple times have been refused carriage due to taking a small dog that can sit on my lap. Religious reasons given which are not acceptable. • If I know I am going to need one I usually book in advance. It can be very difficult getting one last minute and I will only use licensed Hackney cabs. • Got off train at Hertford north in the dark, early evening no taxis • Driver had no clue of area and took me opposite direction & then became rude • None at rank when raining • Hertford North taxi rank not always well served • Long wait at rank in Hertford • None at the station on several occasions when I came off the train • There are not enough vehicles at peak times. Resulting in long waits or inability to get a taxi. • Lack of taxis in Stortford particularly late at night • Not enough taxis available at Bishops Stortford station taxi rank at night. The wait is appalling. • Couldn't get a taxi from Hertford East so had to walk to rank however last one drove off so walked to other rank and waited till one turned up • Waiting outside at the station queues of over 10 people numerous times late at night in horrible weather conditions • At Bishop's Stortford station there is not enough taxis • Coming back around 10pm from London last month - no cabs at station, when one did turn up, no functioning seatbelt and dirty • The fares post Covid became so much more expensive. Particularly when they are surcharged where hackney carriage fares are around double a private hire charge • When covid restrictions were in place Metro taxis ignored them. They never take card only cash always making you stop at a cashpoint because they don't want to declare it. Drivers smoke so cars stink. • Drivers frequently obstruct Riverside in Bishops Stortford, to talk to each other. Although they 	

Question	Response	Respondents
	<p>usually move they sometimes expect you to drive on the pavement to get around them</p> <ul style="list-style-type: none"> • I arrived at Hertford East on 29th Nov (around 7.30pm) no taxis outside station and walked to 3 taxi ranks in the town (Fore St, Railway St and Old Cross) all empty! • Driver had been smoking in the car, it stunk of cigarette smoke • Refused to come to Walkern from Stevenage station. Too dangerous! (All Main roads were clear of ice and snow and this is on a school bus route, so well gritted anyway! Thursday afternoon 15th Dec.). Also many refuse to take dogs: this is in a rural area where there are many dogs. Earlier this year I phoned for a taxi, company said they had only one driver that would take a dog! It is Impossible to get taxis in mid afternoon as all are booked for school kids! • Cab availability, drivers chatting on phones, touching phones during journey, most times when using service • The rank at Stortford station is poorly organised and laid out. Not clear where to queue from so often a free for all. Also takes up most of the space so nowhere for private hire vehicles to wait • Lack of availability and cancelling fares at the last minute, arriving around 10 minutes after the requested time, car interiors smelling like it's slept in, stained seating/interior, drivers smelling like they haven't washed. 	
<p>What would encourage you to use hackney carriages or use them more often (top two reasons)</p>	<p>Better vehicles</p>	<p>6%</p>
	<p>More hackney carriages I could phone for</p>	<p>56%</p>
	<p>Better drivers</p>	<p>9%</p>
	<p>More hackney carriages I could hail or get at a rank</p>	<p>58%</p>
	<p>Better located ranks</p>	<p>37%</p>
	<p>Cheaper</p>	<p>1%</p>



Question	Response	Respondents
Do you consider you, or anyone you know, to have a disability that means you need an adapted vehicle? (Not necessarily a licensed vehicle)	No	87%
	Yes – I need a wheelchair accessible vehicle	3%
	Yes – Someone I know needs a wheelchair accessible vehicle	5%
	Yes –I need an adapted vehicle but not a wheelchair accessible vehicle	1%
	Yes – Someone I know needs an adapted vehicle but not a wheelchair accessible vehicle	4%
Are there any locations where you would like to see new taxi ranks?	Yes	40%
	No	22%
	Don't know / no opinion	38%
If you would like to see new taxi ranks, where would these ranks be?	<p>Responses included the following representative statements, in descending order of frequency.</p> <ul style="list-style-type: none"> • North street during the day. 4 • Near Bishop's Stortford railway station (where all taxis can wait) • In the middle of town, such as the high street • Hertford East station • Parliament Sq • Walkern • Sawbridgeworth • Rear of train station • Northgate and Thorley • By Dough and Co [Bishop's Stortford] • Buntingford • On the west side of Hertford and the north side of ware • Bridge Street [Bishop's Stortford] • Sele Farm shops. • St Andrews St • Outside large supermarkets out of town • Sainsburys Thorley center • Near council office 	

Question	Response	Respondents
How would you rate the level of service provided by hackney carriages in East Herts? Please rate from 1 to 5. (1 being very poor and 5 being very good)	The average rating value was 3.10	
Please choose which of the following features would do most to improve ranks in East Herts?	Seating	10%
	Lighting	10%
	Shelter	33%
	Signage	21%
	Don't know / no opinion	26%
In the past three months have you wanted to take a hackney carriage (taxi) from a taxi rank in East Herts and: <ul style="list-style-type: none"> Given up or made alternative arrangements for travel; and/or You didn't expect any to be available when you needed so you didn't try. 	Yes	43.3%
	No	56.7%
Please tell us when you gave up and made alternative arrangements?	Weekday daytime (7.00 to 18.00)	17%
	Weekday evening (18.00 to 22.00)	26%
	Weekday night (22.00 to 7.00)	13%
	Friday or Saturday daytime (7.00 to 18.00)	4%
	Friday or Saturday evening (18.00 to 22.00)	9%
	Friday or Saturday night (22.00 to 7.00)	26%
	Sunday daytime or evening (7.00 to 22.00)	3%
	Sunday night (22.00 to 7.00)	2%
How long was the time that you waited?	Up to 10 minutes	18%
	10 to 20 minutes	21%
	20 to 30 minutes	18%
	30 to 60 minutes	12%
	60 to 90 minutes	3%
	More than 90 minutes	2%
	I knew that it was unlikely any taxis would be available, so I didn't even bother trying the rank	26%



Question	Response	Respondents
Have you wanted to hire a hackney carriage by flagging down (immediately hiring the vehicle in the street without prebooking or being at a rank), in the last three months, and: <ul style="list-style-type: none"> Given up or made alternative arrangements for travel; and/or You didn't expect any to be available when you needed so you didn't try. 	Yes	18%
	No	82%
Thinking back to before the pandemic do you think that your use of east Herts licensed vehicles is different now to then?	No difference	66%
	I use licensed vehicles less now, compared with prior to Covid-19	22%
	I use licensed vehicles more now, compared with prior to Covid-19	12%
<p>Reasons given for increased use included the following, in decreasing order of frequency:</p> <ul style="list-style-type: none"> I go out more - for work to the station or to go out with the girls more Don't use buses since pandemic, only taxis, at least eight times per week. I use Uber more Health reasons after having covid Less parking in towns easier to get taxis Travel to and from work I use them sometimes to go shopping as parking in Hertford is bad As I don't drive I rely on taxis to help me get about when need to for work or appointments or shopping where I cannot walk sometimes No car <p>Reasons given for reduced use included the following, in decreasing order of frequency:</p> <ul style="list-style-type: none"> Less available [so used less often] I go out less in the evening especially at weekends as I'm not confident about how I'm getting home Lifestyle changes so less need It's too expensive now Fewer business trips in person. They are now being done online Family are more likely to pick me up. Cost of parking in town greatly increased. Would use more for leisure reasons ie drinking 		

Question	Response	Respondents
Would you support East Herts Council introducing (before 2030) stricter low emission standards for hackney carriages and Private Hire Vehicles, to allow ONLY low emission vehicles, in line with these policies?	Yes and I would pay up to 20% more in fares to select that kind of vehicle	13%
	Yes, but I would not pay any more for that kind of vehicle	29%
	Yes, if there is financial support for the investment	29%
	Yes for use in specified lower emission zones like in London and Watford	3%
	No – drivers should be able to choose their vehicles regardless of the impact on the environment and air quality	26%
How could lower emission hackney carriages and Private Hire Vehicles change your travelling behaviour: (choose as many as relevant)	I would use my car less, and use a lower emission taxi more often instead in the daytime	10%
	I would use my car less and use a lower emission taxi more often instead in the night time	12%
	I would consider owning one fewer car than I currently do	3%
	The improved air quality would encourage me to cycle or walk more	9%
	The improved air quality around ranks would encourage me to use a hackney carriage more often	7%
	Riding in these kinds of cars would encourage me to purchase a lower emission vehicle myself	6%
	No change to my driving or riding behaviour	74%



Question	Response	Respondents
What are the top three benefits (in your opinion) for moving to a lower emission vehicle? (choose 3)	Benefit	First Choice Second Choice Third Choice
	Better air quality for wider community	46% 47% 2%
	Better air quality (in the vehicle) for drivers and passengers	17% 17% 38%
	Applying a whole life cost (WLC) analysis often shows that best in class vehicles are cheaper to operate than conventional and older technology vehicles	7% 15% 33%
	Customer demand (customers preferentially select or request low emission vehicles)	3% 4% 7%
	Eligibility for existing grants that offer financial support for the adoption of ULEVs as taxis	2% 9% 7%
	Reduced impact on climate change (lower carbon dioxide equivalent emissions)	25% 9% 13%
Do you have regular access to a car (whether owned or borrowed) or another form of motorised transport?	Yes	89%
	No	11%
Are you a student?	Yes	2%
	No	98%
Are you a permanent resident in East Herts?	Yes	96%
	No	4%
What gender are you?	Male	34%
	Female	63%
	Prefer not to say	3%
Which of the following age groups do you fall into?	16 – 30 Years old	8%
	31 – 55 years old	53%
	Over 55 years old	39%
Thank you for your patience and cooperation completing this survey. Are there any other comments that you would like to make?		
Responses included the following comments:		
<ul style="list-style-type: none"> If buses ran frequently to Walkern and in the evenings wouldn't need taxis but pathetic 4 buses during day and afternoon and none at weekend or evenings means taxi had to be used to access trains. Herts lynx impossible to book unless days ahead. 		

Question	Response	Respondents
	<ul style="list-style-type: none"> • Stop Uber and illegal private hire drivers touting for work and killing the hackney carriage drivers work. • I approve of the strict regulations East Herts imposes on licensed taxi drivers and that's why I only use them. • Free/cheap late night shuttle buses between town centres and local train stations. • Associated are the only taxis I would use I have answered my questions based on this. • Wheel chair access vehicles desperately needed in Bishops Stortford • Uber are much less reliable • I would prefer a greater access to more private hire vehicles and drivers than hackney carriage. It is much easier to book online/app than trying to hail or go to a rank. Your discriminatory test has had much more impact than focusing on one part of the taxi industry. • Improve private hire compliance and safety • I don't really care if I get a cab or an Uber I just want more access to more units. We should be encouraging more Ubers to operate in the area as they provide the most flexible app based service - we should not be focusing on a rank based system it's outdated and not flexible - app based services is what's required • One day you set yourself the rules that you don't follow! You also give a license for cars that are older than 5 years at the time of first registration and a maximum of 10 years at the extension of the license, then here in Bishops Stortford taxis that are 15 years old and older drive. You only have to follow the rules that you have determined yourself!! • Regularly have to call three or four cab firms to be able to book a car for the same day. • Please just get more taxis available to us • Have found it much harder to book a licensed mini cab locally in Sawbridgeworth with often nothing available. The two firms I use have said they are struggling to find drivers • There is a huge lack of taxis in bishops Stortford, it's really frustrating and also unsafe • We need more cabs in East Herts (Bishops Stortford and Sawbridgeworth especially) • My Husband and I depend on our local Taxes use my local one First. • Living in a village it's almost impossible to get a taxi from either Ware or Bishops Stortford. Also to be noted the cost of same journey before and after Covid has doubled - from £11 to £22 • Why are long standing trusted & reliable local drivers who need assistance to pass / take a written test, but can drive safely, not being helped to continue with their jobs. • On numerous occasions there have been no taxis to book or hail. Long wait time. • We need to support local firms and encourage drivers. Associated Taxis run a fantastic service and have an amazing app which could be supported by east Herts. I've had many occasions where there are no Metro cabs at 	



Question	Response	Respondents
	<p>the station. Based out of Harlow they aren't able to serve the community adequately.</p> <ul style="list-style-type: none"> • Cabs and taxi are just to expensive now for short local trip • It is unacceptable for there to be no taxis available late at night in Bishops Stortford. My daughter was stranded at Stortford station at 10pm at night, pouring with rain, no shelter and unsafe to walk home alone. If Metro can not provide the service then they shouldn't have the contract . • The recent increase in fares implemented by East Herts council on the taxi companies are now making it questionable to use. Instead of sharing a taxi we now drive several cars and park in residential streets perhaps leaving them overnight. • There is a distinct shortage of taxis in Bishops Stortford and as a result the charges are extortionate. Previously living in London, where reasonable priced taxis are easily available, I find the lack of taxis seriously restricts my usage of the town's shops, restaurants and bars as getting a taxi home is difficult. • Just need more taxis • Please abolish the exclusivity of Metro Taxis at Bishops Stortford station. The service is poor as there are not enough taxis to meet the demand in the evenings, resulting in long waits or giving up on being able to get a taxi. • The taxi rank at Bishops Stortford station is poorly designed causing congestion and delay. • The service and taxi rank lets Bishops Stortford residents and visitors down. • The cost is so high that we won't be using them any more. • Due to the lack of Taxis I have had to start using a company called uber who come from London where I can hail a cab through the app in about 5-10 minutes. • Cost of taxis and lack of availability has meant that recently I've used taxis from Essex rather than East Herts. Pricing of Bishops Stortford taxis seems ridiculous • Taxis are harder to book and are more unreliable due to lack of cars and or drivers • Definitely not enough hackney carriages around Ware and Hertford. Had issues with private hire cancelling before being picked up which has left me stranded. Luckily flagged a hackney carriage and made it home safely. They have always been reliable and we need more of them. • Clear that useless metro cars off the train station rank they are unreliable and simply cannot serve the demand open it back up to all the taxis • Waste of time survey, I want cheaper more affordable frequent transport and will guarantee this will not be implemented • As before, get rid of Metro Cars and use a professional company that actual serves BS not Harlow as it's main town. • Forcing Taxis to have certain cars, could limit access to legitimate work for some people. We are in an economic crisis. • I use a private hire driver as he is very helpful with my disability. 	

Question	Response	Respondents
	<ul style="list-style-type: none"> • Taxi drivers/operators need some form of relief to offset the rising costs of operating their vehicles and to provide for their families. I honestly cannot see how they make a living. • Licenced drivers are grumpier than private hire, rarely seem happy to have fares. Often don't know the new estates in north Bishops Stortford well, despite some having been around for 4+ years. Prebooking is often useless as they dispatch around departure time and sometimes vehicles unavailable making prebooking pointless/hazardous for necessary journeys • Please sort out Bishops Stortford railway station. No shelter. No queue. And metro Cabs are beyond incompetent. • Awful questionnaire - many questions dont apply and yet have no option to that effect. • You need licensing officer out more night and day to catch unregulated vehicles working in East Herts • Stop the practice of double and treble rate charging for Sundays and holidays • More advertisement of carriages from the council, phone numbers, location of taxi ranks • Taxis provide a vital service in the Hertfordshire towns and need more support and the ability to attract more customer. So many drivers left during and after the pandemic to do other jobs. I need to be able to reliably book a taxi for my dad who is 90 so he can go out. I need to know I can book a taxi home from Hertford North or Broxbourne. I used taxis about 10 times a week before the pandemic. Now it's usually impossible to get them. You need to encourage drivers back to the profession and support this vital service for the community. Essential for the elderly and for women to get home safely at night • There are not enough wheelchair accessible vehicles. Those that are available, charge EXTORTIONATE amounts of money. This really must be investigated, it's blatent discrimination! • Public transport (Buses, taxis etc are very very poor in East Herts especially in villages) • The cost to the villages is prohibitive and there are no evening bus services. • There are no point in hackney carriage vehicles in East Herts • Increase the taxi availability at Bishop's Stortford station • Never enough taxis at the station late at night, • Far too expensive! • Nearest wheelchair accessible taxis with rear access come from Stevenage or St Albans is none in East Herts • In general, it has become nearly impossible to get a cab in East Herts, whether at a rank or booking in advance. The ranks used always to have cabs pre-pandemic and now never seem to. Booking in advance little better and I've often simply not been able to book one (either nobody answers or they're fully-booked already, even days in advance) or been told to ring back when I need it to see if there is availability then, but 	



Question	Response	Respondents
	<p>that's too big a risk because it could leave me stranded somewhere or having to walk alone late at night which is unsafe. The lack of cabs has put me off going out at all, or I've had to cancel plans, so has knock on effect to hospitality industry.</p> <ul style="list-style-type: none"> • Associated Taxis have a very good app but unfortunately recently they decided to inflate prices on the app by 50% so people have to either call the office and book over the phone or pay an inflated price. I was quoted £21 on the app recently so called their office instead and paid £13 on the meter. Their drivers always get the meter rate so this is blatant profiteering by the firm. • There has been a noticeable decline in the number of taxis available and the situation at the train station is horrendously laid out - taxis have to do three point turns to exit and there is also a number of people in private cars picking up. Situation could be much improved if better laid out • Please vet drivers very carefully, the selection up to now has been very poor especially with non English drivers.. .they can be rude, aggressive and have criminal records in previous countries they've lived in ! • Metro Taxis in Bishop's Stortford/Harlow are very good at taking books via the app then changing the price and not telling you till you are in the car and leaving. The app still shows the original price but magically the drivers app shows a different price. When you speak to them they say you entered the wrong post code and we corrected it. Which is a lie as you can see it's correct in the original booking. I will no longer use this company. They promise to call you back to talk about it but never do. • The town [Bishop's Stortford] badly needs more taxis. There are not enough and current fares are too expensive. • Availability for local trips in Hertford and surrounding area by pre booking is now very poor and bus services infrequent so it is much harder for those who don't drive to get around independently • Have more licenced and Hackneyed vehicles available, especially at weekends and early mornings for work. 	

Pre-booking of licensed vehicles was the most popular method employed.

Frustration regarding availability of hackney carriages, especially at night, was a common issue identified.

Some respondents commented on lack of availability of wheelchair accessible licensed vehicles.

5 Key stakeholder consultation

The following key stakeholders were contacted in line with the recommendations of the BPG:

- Supermarkets
- Hotels
- Pubwatch / individual pubs / night clubs
- Other entertainment venues
- Restaurants
- Hospitals
- Police
- Disability representatives
- Rail operators
- Other council contacts within all relevant local councils

Comments received have been aggregated below to provide an overall appreciation of the situation at the time of this survey. In some cases, there are very specific comments from given stakeholders, but we try to maintain their confidentiality as far as is possible. The comments provided in the remainder of this Chapter are the views of those consulted, and not that of the authors of this report.

Our information was obtained by telephone, email, letter or face to face meeting as appropriate. The list contacted includes those suggested by the Council, those drawn from previous similar surveys, and from general internet trawls for information. Our target stakeholders are as far as possible drawn from across the entire licensing area to ensure the review covers the full area and not just specific parts or areas.

For the sake of clarity, we cover key stakeholders from the public side separately to those from the licensed vehicle trade element, whose views are summarized separately in the following Chapter.

Where the statistical analyses in Chapter 2 demonstrate low levels of wheelchair accessible vehicle (WAV) provision, an increased emphasis will be given to the issue in terms of the focus of stakeholders but also in specific efforts to contact disabled users and their representatives. However, it must be remembered that none of our consultation is statutory and for cost effective and fixed budget reasons we limit our attempts to contact people generally to a first attempt and reminder.



Supermarkets

All of the supermarkets contacted indicated that they were not aware of any issues with availability of licensed vehicles. Some respondents at information desks were aware of limited availability at night, through personal experience, but didn't feel that supermarket customers were affected during normal shopping hours.

Hotels

None of the hotels contacted felt that there was any particular issue with availability of licensed vehicles during the daytime. Most customers make their own arrangements for a licensed vehicle if required. There can occasionally be some delay in availability in the mornings during 'school run times'. Availability at night could be an issue, but not necessarily affecting hotel guests as a major factor.

Public houses

Opinions of public house representatives varied. Some had no particular awareness of availability. Customers made their own arrangements and availability wasn't a common topic which arose. However, others indicated that they were aware that late at night, the wait times for a licensed vehicle can be longer.

Night clubs

Night clubs in Hertford and Bishop's Stortford were contacted for their views on provision. Responses were limited with few offering any views on availability. Of those who expressed any views, late night availability was the only issue identified.

Restaurants

Restaurants contacted rarely ordered a licensed vehicle for customers. If required, customers often made their own arrangements. No consultees were aware of any issues.

Hospitals

The Herts and Essex Hospital in Bishop's Stortford and the Hertford County Hospital were contacted to discuss whether they were aware of any issues with availability of licensed vehicles. Neither hospital was aware of any issue with availability. Licensed vehicles arrived from time to time at each of the hospitals to drop off and pick up patients. Generally patients or visitors made their own travel arrangements. The hospitals have travel advice pages on their web pages which indicate availability of car parking and charges together with public transport options by bus and train.

Police

The area teams for Hertford, Ware and Bishop's Stortford were contacted. No issues with availability were raised.

Disability and minority interests

Disability and minority groups were contacted, including those representing interests of elderly, visually impaired, mobility impaired and with learning difficulties. Regular suppliers were generally used by those represented. Virtually all travel would be likely to be pre-booked. Wheelchair accessible vehicle provision tended to be provided by specialist providers who target the wheelchair user market.

Rail and other transport operators

Staff at Hertford North and Bishop's Stortford Railway Stations were contacted. The level of usage at both stations was probably lower than pre-covid times, but generally still fairly busy. At Hertford North, there were generally taxis which arrived to meet trains. At Bishop's Stortford, there were generally taxis which arrived to meet trains. However, passengers sometimes had to wait for hackney carriages to arrive. No view was offered about whether passengers were more likely to have to wait at night or during the daytime.

Arriva buses were contacted for any views on licensed vehicle provision and interchange with bus services. No issues were noted with interchange.



6 Trade stakeholder views

The BPG encourages all studies to include 'all those involved in the trade'. An online survey was created and the link to the survey distributed to members of the licensed vehicle trades in East Hertfordshire.

Operators were also contacted for their views on the trade and to obtain information on how rank based hires relate to pre-booked hires of both hackney carriages and private hire vehicles. However, no operators engaged with the consultation approaches.

Online survey results

Members of the licensed vehicle trades were asked a series of questions. The responses to these questions are summarised in this section.

A total of 17 responses were received.

77% of respondents indicated that they normally drove a hackney carriage. A further 18% indicated that they normally drove both hackney carriage and private hire vehicles and 6% didn't normally drive.

All respondents indicated that they were licensed vehicle owners.

13% of respondents indicated that their vehicles were driven by more than one driver.

Respondents were asked how long they had been involved in the licensed vehicle trade in East Herts. 50% had been involved for over 20 years. 25% had been involved for between 3 and 5 years. The remainder had been involved for between 6 and 20 years.

Respondents were asked how many hours they operated each day. The responses varied from 33 hours per week to 127 hours per week. The respondent who claimed to work 127 hours per week indicated that they had one day off per week and all other days they worked between 20 to 24 hours per day. Some other respondents indicated that they worked 7 days per week up to 20 hours per day, for 80 or more hours per week. The average number of hours worked by respondents who didn't claim to work these extended hours was 57 hours per week.

Drivers were asked approximately how many journeys were undertaken during a typical week, which required the carriage of a wheelchair? 72% of respondents indicated none. 20% indicated from 1 to 5 per week and 8% indicated more than 20 per week. This feedback suggests that the carriage of wheelchair passengers is concentrated amongst a small number of providers.

Drivers were asked approximately how many journeys on average each week they pick up from ranks.

	Yes, I normally drive a Hackney Carriage	Yes, I drive both types of vehicles
None	8%	33%
Up to 10 per week	42%	0%
11 to 20 per week	8%	0%
21 to 30 per week	8%	33%
31 to 40 per week	0%	0%
41 to 50 per week	8%	0%
51 to 60 per week	8%	0%
61 to 70 per week	8%	0%
71 to 80 per week	0%	0%
81 to 90 per week	0%	0%
91 to 100 per week	0%	0%
101 or more per week	8%	33%

Respondents were asked how many hires they pick up each week from hailing.



	Yes, I normally drive a Hackney Carriage	Yes, I drive both types of vehicles
None	15%	33%
Up to 10 per week	46%	33%
11 to 20 per week	8%	0%
21 to 30 per week	23%	0%
31 to 40 per week	0%	0%
41 to 50 per week	0%	0%
51 to 60 per week	8%	0%
61 to 70 per week	0%	33%
71 to 80 per week	0%	0%
81 to 90 per week	0%	0%
91 to 100 per week	0%	0%
101 or more per week	0%	0%

Respondents were asked how many hires they pick up each week from pre-booked hires.

	Yes, I normally drive a Hackney Carriage	Yes, I drive both types of vehicles
None	0%	0%
Up to 10 per week	8%	0%
11 to 20 per week	0%	0%
21 to 30 per week	8%	67%
31 to 40 per week	8%	33%
41 to 50 per week	8%	0%
51 to 60 per week	17%	0%
61 to 70 per week	8%	0%
71 to 80 per week	8%	0%
81 to 90 per week	25%	0%
91 to 100 per week	8%	0%
101 or more per week	0%	0%

Respondents were asked how many hires they pick up each week from regular contracts.


	Yes, I normally drive a Hackney Carriage	Yes, I drive both types of vehicles
None	42%	33%
Up to 10 per week	17%	33%
11 to 20 per week	0%	33%
21 to 30 per week	8%	0%
31 to 40 per week	0%	0%
41 to 50 per week	8%	0%
51 to 60 per week	8%	0%
61 to 70 per week	8%	0%
71 to 80 per week	0%	0%
81 to 90 per week	8%	0%
91 to 100 per week	0%	0%
101 or more per week	0%	0%

Taking all of the responses into account, rank hires accounted for around 26% of all hires.

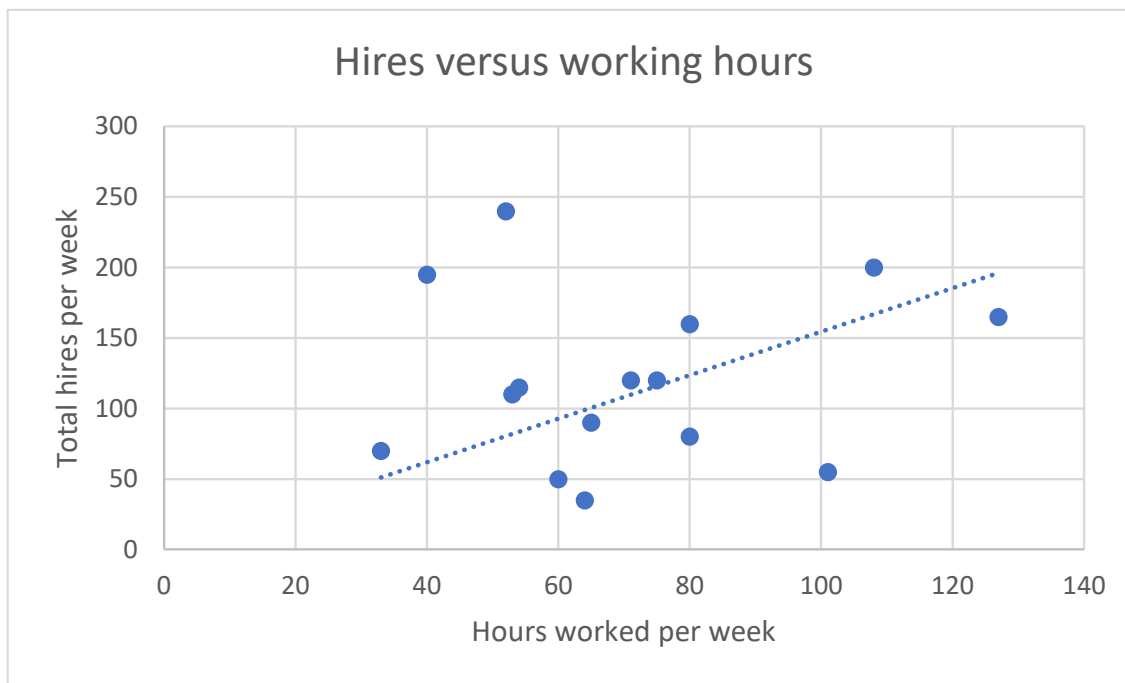
When we compare the total hires per week with the hours worked per week, we would expect to see a relationship around a linear trend line. The number of hires has been plotted against hires, for each respondent, in the following figure.

Whilst some of the results are clustered around the trend line, as one may expect, some of the outliers are less plausible. For example, the highest number of hires per week (aggregated over all types of hire) was 240. The same respondent indicated that they generally worked 52 hours per week. This would imply a rate of hires of 4.6 hires per hour (one every 13 minutes). This rate is significantly higher than the trend line which indicates a rate of 1.6 hires per hour (one every 37 minutes).

The time associated with each hire, includes the time taking passengers to their destination, wait times between hires and dead heading time (time either travelling to the next pre-booked hire, or time spent travelling back to a taxi rank). At peak times, such as Saturday night, the wait time between hires are likely to be shorter. However, most drivers also work during periods of lower demand when there can



be more extensive wait times between hires. The average rate or hires per hour covers both busy and quiet periods.



Respondents were asked if they undertook school contract work and if so, for how many days per week. 75% of respondents undertook school contract work and all of those who undertook school contracts, undertook these contracts 5 days per week.

Respondents were asked if there is sufficient rank space in East Herts District. 82% of respondents felt that there was not sufficient rank space.

When asked if new ranks were required, 77% said yes.

Locations suggested for new ranks included the following:

- Outside Woolpack
- Hertford east railway station
- Bridge Street, next to Council Offices and Market Square

When asked if any existing ranks need more spaces, responses included the following:

- Bishop's Stortford railway station
- Fore Street Hertford
- Railway street
- Riverside Bishop's Stortford
- Sainsbury's Bishop's Stortford
- Riverside Road

All drivers indicated that they had driven licensed vehicles prior to the outbreak of Covid-19. They were asked how demand for hires now compares with demand prior to Covid-19. The majority of respondents felt that demand was similar during the daytime and during the night time hours.

When asked how working hours compared with those prior to Covid-19, 56% felt that they worked more daytime hours (6:00 to 18:00) now. 25% felt that their hours were about the same and 19% felt that they worked fewer daytime hours. Regarding night time hours, 43% of respondents felt that they worked more night time hours, 36% felt they worked similar hours at night and 21% felt they worked fewer hours.

Respondents were asked to compare the hours they worked each week now, with those worked prior to Covid-19.

Change to working hours	Proportion of respondents
Over 20 hours LESS per week now, compared with pre-Covid	6%
10 to 20 hours LESS per week now, compared with pre-Covid	0%
Up to 10 hours LESS per week now, compared with pre-Covid	0%
About the same as pre-Covid	37%
Up to 10 hours MORE per week now, compared with pre-Covid	19%
10 to 20 hours MORE per week now, compared with pre-Covid	19%
Over 20 hours MORE per week now, compared with pre-Covid	19%

94% of respondents were aware of the policy to limit hackney carriage vehicle licences.

Respondents were asked if there are sufficient hackney carriages in East Herts to meet current levels of demand. Responses were as follows:

Yes, too many	24%
Yes, generally sufficient	47%
No, not during all periods	23%
No opinion	6%

Respondents who felt that there are not sufficient hackney carriages at certain times, were asked at which periods are more hackney carriages required. 75% of respondents felt that more hackney carriages were required both during the day and at night. 25% felt that more were required during the evening and at night.



Respondents were told that there are currently 203 hackney carriages licensed by East Herts District and asked how many they felt there should be in the fleet. 12% of respondents felt that the number of hackney carriages should remain at 203. 41% felt there should be more, including 28% who felt that the total number should be 250 or more. 41% of respondents felt that there should be fewer hackney carriages.

When respondents were asked whether the numerical limit on the number of hackney carriages should be removed, 18% of respondents said Yes.

When asked why the numerical limit of hackney carriages should be removed, responses included the following:

- To let new drivers join the trade
- As a multi licence plate owner I need to expand my company
- Because I can only recruit new private hire drivers

When the drivers were asked '**If the limit on the number of hackney carriages in East Herts were removed, what do you think the effect would be on the following features?**', the responses were as follows.

	Increase	No effect	Decrease
A Traffic congestion	63%	37%	0%
B Fares	8%	42%	50%
C Passenger waiting times at ranks	7%	73%	20%
D Passenger waiting times at flag down	0%	85%	15%
E Passenger waiting time for telephone bookings	10%	60%	30%
F Hackney carriage vehicle quality	23%	47%	30%
G Private hire vehicle quality	23%	47%	30%
H Effectiveness of enforcement	21%	50%	29%
I Illegal plying for hire by Private Hire vehicles	56%	44%	0%
J Illegal plying for hire by unlicensed vehicles	40%	27%	33%
K Over ranking	71%	8%	21%
L Customer satisfaction	27%	60%	13%

Respondents were asked whether they agreed or disagreed with a range of statements. The results are summarised as follows:

How do you rate the following statements	Strongly Disagree	Disagree	Neither Agree or Disagree	Agree	Strongly Agree
There is not enough work to support the current number of hackney carriages	0%	13%	33%	47%	7%
Removing the limit on the number of hackney carriages would benefit the public by reducing waiting times at ranks	7%	27%	40%	27%	0%
There are special circumstances that make the retention of the numerical limit essential	7%	27%	20%	27%	20%

Respondents were asked to select all of the effects which would apply to them if the Council were to remove the numerical limit on the number of hackney carriages.

Effect	Proportion of respondents
No change	13%
Work more hours	33%
Work fewer hours	4%
Acquire a hackney carriage vehicle licence	0%
Acquire more than one hackney carriage vehicle licence	8%
Switch from hackney carriages to private hire vehicles	0%
Switch from Private Hire Vehicles to hackney carriages	13%
Leave the trade	29%

Government policies and guidance support operation of lower emission vehicles and banning the sale of new fossil fuel vehicles 2030. Respondents were asked if they would support the introduction (before 2030) of more stringent emission standards for hackney carriages, to allow ONLY low emission vehicles, in line with these policies?

Responses were as follows:

Response	Proportion
Yes	23%
No	59%
Perhaps, depending on what standards were applied	18%

Those who did not support the introduction of tighter emissions standards were invited to provide reasons. Responses included the following:

- Can't afford a new taxi especially after 2-3 years with no income during covid

- Electric only vehicles are too expensive and don't have a long enough range
- Cost
- Costs and that most electrical vehicles do not have the range or reliability to become a useful hackney carriage vehicle therefore the la by introducing more stringent regulations could cause many drivers to leave the trade then causing more unexpected unemployment and hardships
- Also I feel by 2030 electric vehicles will have probably fallen by the wayside due to reliability and cost to the consumer . And possibly replaced by the new kid on the block which is hydrogen
- After covid we are still recovering and we can't all afford new cars
- Large electric vehicle is very expensive.
- Not enough charging points.
- I think is tight already, it's difficult already how it is and new rules won't make life easier. I think all cars have to be euro 6.
- Increased vehicle capital costs and running costs but would help if fares rise accordingly

Respondents were asked, If a policy of licensing lower emission vehicles were to be considered, what type of low emission vehicles would you favour, for licensing as hackney carriages?

Responses were as follows:

Response	Proportion
Electric vehicles only	14%
Petrol hybrid or fully electric vehicles	14%
Petrol or diesel hybrid	44%
Petrol of diesel hybrid or fully electric vehicles.	14%
Plug-in hybrid or fully electric vehicles only	0%
Anything Euro 6 or above.	14%

Respondents were invited to identify benefits which would be associated with licensing the type of vehicles identified. Responses included the following:

- Euro 6 blue tec less emissions than a petrol hybrid and less Road tax
- Cleaner air to breathe especially for the younger peoples future of the planet.
- No benefits at all just a massive government con to get more money out of Taxi Drivers to buy car we can't afford.
- Hybrid is an option that you can rely on milage, where the milage on an electric car may be influenced a lot more by the weather conditions.

Respondents were invited to provide their views of the top three barriers to drivers opting to use lower emission vehicles. In order of descending popularity, the reasons given were:

- Cost
- Range limitations
- Time taken to charge vehicles
- Reliability
- Dangerous in town centres owing to low noise

Respondents were asked to identify the top three benefits of moving to a lower emission vehicle. In order of descending popularity, the benefits identified were:

- Better air quality for the wider community
- Better air quality in the vehicle
- Eligibility for lower emission zones, road tax etc ie on road benefits
- Applying a whole life cost (WLC) analysis often shows that best in class vehicles are cheaper to operate than conventional and older technology vehicles
- Customer demand (customers preferentially select or request low emission vehicles)
- Lower licensing fees
- Eligibility for preferential app membership

Respondents were asked where in the district they predominantly worked. Responses were:

Area	Proportion of respondents
Bishop's Stortford	53%
Hereford & Ware	41%
Puckeridge and surrounding	6%

Respondents were asked if there were any other comments that they would like to make. Responses included the following comments:

- Do more to stop uber
- I would like to see more East Herts taxi marshals out and about catching unlicensed vehicles in our area
- Regarding the insufficient rank space. Please get rid of the unnecessary planters in Fore St. It has been a taxi rank for years it's in the perfect place all the public know where it is and now it's blocked by half a dozen hideous pointless planters that just block the road causing traffic problems. We've lost about 10 rank spaces. Parking is such a problem in Hertford it seems to



me criminal that one side of the road in our busiest street should be blocked off like this. It's madness and there is no logical reason for it. Where else in Hertfordshire has this happened?

- A taxi rank at bishops Stortford train station that is free at source for all licensed East Herts taxis.
- I think that drivers should be allowed to join the licensing committee
- I think not just taxi cars has to be euro 6, but all public transport, in Bishop's Stortford is so many old buses driving and nobody cares.
- Thanks so much for the survey. Obviously we will all be using EV in the next few years but vehicle costs will rise and so fares will have to rise accordingly. That said I believe that most taxi users in East Herts would be prepared to pay
- Perhaps Ranks should have charging points close by for Taxi use only
- On the point of ranks I find that the one in North Street and Riverside is regularly used by non taxi vehicles and they are rarely ticketed by the Wardens.
- Bishop's Stortford Station is a huge problem in evening rush hour
- There really needs to be dedicated taxi wait area to pick up bookings for all taxis not on the Metro rank
- The developer next to the Station has utterly failed to make sensible provision for Taxi, bus and kiss and ride and turning
- Please visit and witness from 6 30PM
- Hope my answers are taken seriously in this survey
- Safety of night drivers and racism is becoming more problematic
- I have more vehicles that I need as a do quite a few schools runs for HCC and need to make sure I have at least one spare in case of break downs etc, I cannot afford to replace 2x euro 5 that I have. They are both private hire vehicle and do not sit on a taxi rank with engines running, they are both looked after nice vehicles and I feel I should not have to replace them, just because I'm told too, I would like to replace when I feel the time is right.
- I also did not agree with limiting the number of hackneys as my business does not do the taxi ranks and I don't use the taxi ranks. However, I want to be able to be hailed down when out and about in the rural area that I mainly work. Now I cannot licence any additional hackney vehicles and recruit more drivers to drive them. I can only go down the road of private hire, which means if people are booking a taxi for a random pickup, they are looking out for a taxi with a roof light, not a private hire car which just blends in with all other cars.

7 Evaluation of unmet demand and its significance

It is first important to define our specific view about what constitutes unmet demand. Our definition is when a person turns up at a hackney carriage rank and finds there is no vehicle there available for immediate hire. This normally leads to a queue of people building up, some of who may walk off (taken to be latent demand), whilst others will wait till a vehicle collects them. Later passengers may well arrive when there are vehicles there, but because of the queue will not obtain a vehicle immediately.

There are other instances where queues of passengers can be observed at hackney carriage ranks. This can occur when the level of demand is such that it takes longer for vehicles to move up to waiting passengers than passengers can board and move away. This often occurs at railway stations but can also occur at other ranks where high levels of passenger arrivals occur. We do not consider this is unmet demand, but geometric delay and although we note this, it is not counted towards unmet demand being significant.

The industry standard index of the significance of unmet demand (ISUD) was initiated at the time of the introduction of section 16 of the 1985 Transport Act as a numeric and consistent way of evaluating unmet demand and its significance. The ISUD methodology was initially developed by a university and then adopted by one of the leading consultant groups undertaking the surveys made necessary to enable authorities to retain their limit on hackney carriage vehicle numbers. The index has been developed and deepened over time to take into account various court challenges. It has now become accepted as the industry standard test of if identified unmet demand is significant.

The index is a statistical guide derived to evaluate if observed unmet demand is in fact significant. However, its basis is that early tests using first principles identified based on a moderate sample suggested that the level of index of 80 was the cut-off above which the index was in fact significant, and that unmet demand therefore was such that action was needed in terms of additional issue of plates to reduce the demand below this level, or a complete change of policy if it was felt appropriate. This level has been accepted as part of the industry standard. However, the index is not a strict determinant and care is needed in providing the input samples as well as interpreting the result provided. However, the index has various components which can also be used to understand what is happening in the rank-based and overall licensed vehicle market.

ISUD draws from several different parts of the study data. Each separate component of the index is designed to capture a part of the operation of the demand for hackney carriages and reflect this numerically. Whilst the principal inputs are from the rank surveys, the measure of latent demand comes from the public on-street surveys, and any final decision about if identified unmet demand is



significant, or in fact about the value of continuing the current policy of restricting vehicle numbers, must be taken fully in the context of a careful balance of all the evidence gathered during the survey process.

The present ISUD calculation has two components which both could be zero. In the case that either are zero, the overall index result is zero, which means they clearly demonstrate there is no unmet demand which is significant, even if other values are high.

The first component which can be zero is the proportion of daytime hours where people are observed to have to wait for a hackney carriage to arrive. The level of wait used is ANY average wait at all within any hour. The industry definition of these hours varies, the main index user counts from 10:00 to 18:00 (i.e. eight hours ending at 17:59). The present index is clear that unmet demand cannot be significant if there are no such hours. The only rider on this component is that the sample of hours collected must include a fair element of such hours, and that if the value is non-zero, review of the potential effect of a wider sample needs to be considered. This coefficient is referred to as the Steady State Performance (**SSP**) coefficient.

The other component which could be zero is the test identifying the proportion of passengers which are travelling in any hour when the average passenger wait in that hour is greater than one minute. This coefficient is referred to as General Incidence of Delay (**GID**).

If both of these components are non-zero, then the remaining components of the index come into play. These are the peakiness factor, the seasonality factor, average passenger delay, and the latent demand factor.

Average passenger delay (**APD**) is the total amount of time waited by all passengers in the sample, divided by the total number of passengers observed who entered hackney carriages.

The seasonality factor (**SF**) allows for the undertaking of rank survey work in periods which are not typical, although guidance is that such periods should normally be avoided if possible particularly as the impact of seasons may not just be on the level of passenger demand, but may also impact on the level of supply. This is particularly true in regard to if surveys are undertaken when schools are active or not.

Periods when schools are not active can lead to more hackney carriage vehicles being available whilst they are not required for school contract work. Such periods can also reduce hackney carriage demand with people away on holiday from the area. Generally, use of hackney carriages is higher in December in the run-up to

Christmas, but much lower in January, February and the parts of July and August when more people are likely to be on holiday. The factor tends to range from 0.8 for December (factoring high demand level impacts down) to 1.2 for January / February (inflating the values from low demand levels upwards).

There can be special cases where summer demand needs to be covered, although high peaks for tourist traffic use of hackney carriages tend not to be so dominant at the current time, apart from in a few key tourist authorities.

The peakiness factor (**PF**) is generally either 1 (level demand generally) or 0.5 (demand has a high peak at one point during the week). This is used to allow for the difficulty of any transport system being able to meet high levels of peaking. It is rarely possible or practicable for example for any public transport system, or any road capacity, to be provided to cover a few hours a week.

The latent demand factor (**LDF**) was added following a court case. It comes from asking people in the on-street questionnaires if they have ever given up waiting for a hackney carriage at a rank in any part of the area. This factor generally only affects the level of the index as it only ranges from 1.0 (no-one has given up) to 2.0 (everyone says they have). It is also important to check that people are quoting legitimate hackney carriage rank waits as some, despite careful questioning, quote giving up waiting at home, which must be for a private hire vehicle (even if in hackney carriage guise as there are few private homes with taxi ranks outside).

The **ISUD** index is the result of multiplying each of the components together and benchmarking this against the cut-off value of 80. Changes in the individual components of the index can also be illustrative. For example, the growth of daytime hour queueing can be an earlier sign of unmet demand developing than might be apparent from the proportion of people experiencing a queue particularly as the former element is based on any wait and not just that averaging over a minute. The change to a peaky demand profile can tend towards reducing the potential for unmet demand to be significant.

Finally, any ISUD value must be interpreted in the light of the sample used to feed it, as well as completely in the context of all other information gathered. Generally, the guide of the index will tend not to be overturned in regard to significant unmet demand being identified, but this cannot be assumed to be the case – the index is a guide and a part of the evidence and needs to be taken fully in context.

We have calculated a factor for the Incidence of Significant Unmet Taxi Demand (ISUD) using the following standard formula:

$$\text{ISUD} = \text{APD} \times \text{PF} \times \text{SSP} \times \text{GID} \times \text{SF} \times \text{LDF}$$

where:



ISUD = Incidence of Significant Unmet Demand

APD = Average passenger delay across all time periods

PF = whether the demand is highly peaked. This will equal 1 if there is no peaking and 0.5 if peaking is present

SSP = Steady State Performance - Percentage of weekday daytime hours in which passenger queues are observed

GID = General Incidence of Delay - Proportion of hackney carriage users travelling in hours where average passenger delay exceeds one minute

SF = Seasonality Factor

LDF = Latent Demand Factor. Takes into account trips not made owing to perceived poor quality of service.

Calculation of ISUD variables

APD: Passenger delays occurred primarily during peak demand times. The average delay was determined by calculating the total passenger delay as aggregate passenger delay minutes, then dividing by the total number of passengers, including those who did not suffer any delay.

The Average Passenger Delay was = 1.36 minutes (1 minute 22 seconds).

PF There was a sharp peak in demand across all of the taxi ranks surveyed on Friday and Saturday. Therefore, the PF value is 0.5.

SSP Week day, daytime hours are deemed to be between 10.00 am and 6.00 pm. The proportion of active rank hours when waiting passengers had an average wait of more than one minute is taken at the SSP coefficient. The SSP proportion is 15.0%.

GID The percentage of hackney carriage users travelling in hours where the average passenger delay exceeds one minute was 42.6%.

SF For this study, the rank surveys were undertaken during December. The level of demand was likely to be higher than average, therefore a factor of 0.8 is assumed.

LDF Latent Demand Factor. This is derived from the public attitude survey results and the proportion of passengers observed waiting at the ranks, who gave up waiting before a hackney carriage arrived. It is measured as 1+ proportion giving up waiting. The inclusion of this factor is a response to the latest DfT guidance requiring an estimate of latent demand.

The public consultation survey results indicate that 43.3% of respondents have given up trying to hire a taxi by hailing or at a rank. Therefore, the LDF factor is 1.433.

The ISUD value was calculated as follows, using the variables derived for this study.

$$\text{ISUD} = \text{APD} \times \text{PF} \times \text{SSP} \times \text{GID} \times \text{SF} \times \text{LDF}$$

$$\text{ISUD} = 1.36 \times 0.5 \times 15.0 \times 42.6 \times 0.8 \times 1.433 = \mathbf{498.1}$$

Where the ISUD value is less than 80, it is generally considered to be an indicator that there is no unmet demand which is significant.

Consideration of wider factors

The ISUD value of 498.1 is a strong indication that unmet demand is above a level which would be considered to be significant. However, it is prudent to consider other aspects of the trade in East Herts to determine whether there are any other factors to be taken into account.

There was consistent frustration expressed by members of the public regarding late night availability. This was especially prevalent with respect to hackney carriage availability at Bishop's Stortford railway station.

A significant proportion of passenger waiting occurred at Bishop's Stortford Railway Station rank. This rank is on private land and subject to restriction by concession. As such, access to the rank is not open to all East Herts licensed hackney carriages. It could be argued that passenger waiting is at least in part, due to the constraints limiting access to the ranks by hackney carriages. Hence, any increase in general availability of hackney carriage vehicles would not necessarily increase provision at these restricted ranks. A sensitivity test was undertaken to calculate the ISUD value, excluding the rank at Bishop's Stortford railway station. The ISUD value, across all ranks, but excluding the rank at Bishop's Stortford Railway Station was calculated to be **275.3**. This value is lower than the value calculated for all ranks including Bishop's Stortford station. However, the value is still significantly higher than the value of 80 which is commonly held to be the threshold value to indicate that unmet demand is higher than the level which is significant.



Passenger waiting has been observed at various times throughout the survey period, the level of waiting, compared with the volume of passengers which did not have to wait, was significant. Consequently, we conclude that there **is significant unmet demand**.

8 Summary, synthesis and study conclusions

This hackney carriage Unmet Demand Survey on behalf of East Herts District has been undertaken following the guidance of the BPG and other recent case history regarding unmet demand and its significance.

Vehicles parked on ranks is a significant issue on the ranks on the High Street in Ware, North Street and Riverside in Bishop's Stortford and Fore Street in Hertford in particular. These constraints limit the ability of hackney carriages to attend the ranks and wait on the ranks. Consequently, visibility of available hackney carriages is reduced and the establishment of an active rank in the minds of the travelling public may be diminished.

Pre-booked hire of licensed vehicles in East Herts is the most popular means of hiring a licensed vehicle. Unlike many licensing areas, the number of hackney carriages is higher than the number of private hire vehicles licensed in the area. Perhaps as a consequence of this feature, many pre-booked hires are fulfilled by hackney carriages.

Since the last unmet demand survey was undertaken the number of licensed vehicles and the number of licensed vehicle drivers licensed by East Herts Council has dropped. The capacity of the licensed vehicle fleet to carry passengers is dependent on both the number of licensed vehicles and the number of licensed vehicle drivers.

The number of licensed vehicle drivers currently licensed is lower than in 2019. Anecdotal feedback suggests that some drivers have left the trade, reducing capacity. Licensed vehicle drivers are licensed for 3 years. Some of the inactive drivers may still hold the balance of their 3 year licence and remain on the licensing register. If so, this would provide a false impression of how many drivers are actively driving licensed vehicles.

Hires obtained from taxi ranks form a minor proportion of hires obtained by hackney carriages in East Herts. Taking the total number of hires observed from the rank surveys (2,149) and dividing this by the 203 hackney carriages currently licensed, results in an average of 10.5 hires per vehicle over the 3 days. The existing hackney carriage fleet could not survive purely on rank based hires, with 3 to 4 hires per day.

Feedback from the trade indicates that rank hires account for around a quarter of all hires. The trade feedback information indicated that an average of around 16 hires per day were undertaken by hackney carriage drivers. A quarter of this volume corroborates the average of 3 to 4 rank hires per day.

Not all hackney carriage drivers undertake the same mix of hire types. Some focus more on rank hires and some undertake few or no rank hires.



The level of capacity available at taxi ranks was clearly not sufficient to cater for passenger demand at all times. Occasions when passengers have to wait at taxi rank for hackney carriages to arrive, are normal, even when there is an oversupply of hackney carriages. However, at the taxi ranks in East Herts, there were prolonged periods when passengers had to wait at ranks, both at peak demand times and at other times of day.

Some frustration was expressed by the public regarding lack of availability of licensed vehicles to be pre-booked. It is likely that this has driven some passengers, who would otherwise pre-book a hire, to use the ranks. Consequently, if the level of availability of licensed vehicles for pre-booked hires were to increase, then this would ease demand at the taxi ranks. Similarly, if capacity on private hire circuits were to increase, this would be likely to displace hackney carriages from servicing pre-booked hires towards attending ranks.

This survey is primarily intended to assess whether the level of unmet demand at taxi ranks or through hailing is significant. There were excessive levels of passenger waiting observed at taxi ranks. A quarter of hackney carriage hires were servicing taxi rank demand, which would imply that there is sufficient theoretical capacity for the existing hackney carriage fleet to meet the existing levels of demand. However, current working practices ensured that capacity was deployed on other types of hire. Consequently, the level of passenger waiting was above that which would be considered significant.

There **is unmet demand which is significant.**

9 Recommendations

On the basis of the evidence gathered in this hackney carriage unmet demand survey for East Herts District, our key conclusion is that there is evidence of unmet demand for the services of hackney carriages both patent and latent which is significant, at this point in time in the East Herts District licensing area.

There are some options which may be considered in order to address the level of unmet demand.

Option 1 – wait for driver numbers and private hire operations to increase, to meet pre-booked hire demand and free hackney carriage capacity to meet demand at the taxi ranks.

Option 2 – increase the number of hackney carriage vehicle licences to enable more hackney carriages to meet demand at taxi ranks.

Option 3 – employ alternative measures to encourage the existing hackney carriage fleet to prioritise rank based demand over pre-booked hire demand, in order to reduce passenger waiting at the taxi ranks.

In order to justify option 1, a robust projection of future increases in driver numbers and private hire provision would be required to make this policy a defensible plan. No projections have been developed and it is unlikely that any such robust projection will be developed in the near future.

Potential measures to promote Option 3 are limited and would have limited 'enforceability'. Such measures would be limited to discussions to encourage hackney carriage operators to prioritise rank service rather than pre-booked hires, in the face of commercial pressures to do otherwise.

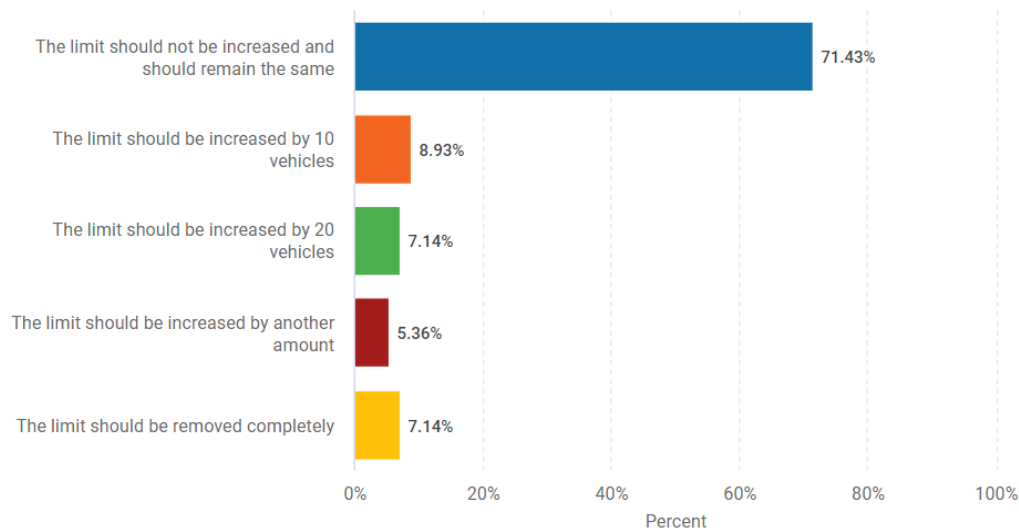
Option 2 would be a robust and defensible approach. However, it should be acknowledged that additional vehicles would require additional drivers to operate them. There are no reliable measures which may be implemented to ensure that licensing of additional hackney carriages will result in additional drivers operating them, in the short term. For example, some existing drivers of private hire vehicles or second (non owner) drivers of existing hackney carriages may apply for and operate an additional hackney carriage. Such changes would not effectively add capacity to the fleet, as the same drivers would merely switch to operating a different vehicles at the same times that they would otherwise be working.

Despite potential limitations regarding effectiveness in the short term, **Option 2** is the recommended option for implementation. Measures would take time to become effective. Over time, option 2 would be the most effective option as this would provide the greatest opportunity to encourage new drivers into the trade to take up opportunities as additional drivers of existing licensed vehicles or to take up a new hackney carriage licence. A relatively small increase in provision would make



a significant difference to the level of passenger waiting at ranks. Around 5% increase (10 hackney carriages) would be assumed to result in a commensurate increase of 5% in capacity, during both peak and off peak periods. This level of increase would not fully eliminate all peak period passenger waiting on Friday and Saturday nights, but would bring down unmet demand to a level below that which is significant, whilst maintaining the operational viability of hackney carriages at other times during the week.

How much do you think the current Hackney Carriage vehicle limit should be increased by? Please explain the reasons for your answer in the comments field below. One answer only.



Comments:

For the next 3 years i think a unlimited number should be allowed as i am trying to increase my taxi company its veru hard to expand if the plates are limited i would hope to grow buy 5-10 extra taxis in the next 3 years

I totally agree for the increase of drivers as customers needs our service.

when the council provides more rank spaces then increase the amount of taxis I would say 3 percent

Unless you open up more rank space ie Fore St in Hertford there is no room for more taxis as we can't get on the ranks of a weekend as it is

I believe the current number of vehicles is sufficient.

In my opinion the amount of Hackney Carriages is on the right level. There is also a lot of private hire vehicles which fills up the demand.

Agree with survey

There is not enough work for us

The limit should me maintained for hackney carriage vehicles as most times I visit ranks they are full with licensed vehicles that day and night and weekend peak times
Maybe the councils should look at the amount of Uber vehicles plying for hire in our area and doing so at large and in full view eg fore street
Maybe also the council should be looking at reducing the fees to licensed driver as we are paying as much if not more than some licensed premises .

Your unmet demand is being more than covered by the huge increase in UBER manoeuvres and the fact that the local (Bishops Stortford) 2 largest companies are working a significant amount of yellow plates / Uttlesford plates / Epping Forest plates oh and I think Broxbourne plate

Not enough taxis available, and the older drivers not prepared to work late or drive long distances

Bishops Stortford has seen a huge increase in housing and demand - it would be beneficial to the public to have more Hackney Carriage Vehicles available to meet demand in the town.

As the area is now flooded with Uber I cannot understand the so called shortage of supply of Taxis

Due to the current economic situation with in the United Kingdom there is not enough fares being undertaken by the public adding another ten or more licences taxis would seriously impact on the earnings of all east Herts licence taxis.
How can you increase the number when there is so few taxi rank spaces available now that the Fore st rank has disappeared
In Bishop Stortford East Herts council Has flooded yellow plates, vehicles I'm sitting about 1hour Pur job So instead of increasing decreasing yellow plates completely
As a Hackney carriage driver (for 10 years now) I've been renting a cab for 5 years, having the number of capped has prevented me from buying my own cab. So I believe the number should be increased by at least 50 and given out on a seniority basis.
To be enough for the service
This was initiated by greedy company operators wanting to collect rent from more drivers, no consideration for independents. Also the amount of licenced cars from uttlesford working in bishops stortford, the amount of p plates working, doing booked work, previously done by dual drivers. Ranks are now full of company drivers who have no work. The review was taken before Christmas when demand was high. It should have taken sample of work in January or February when we are struggling to earn a living and even get on the rank as its flooded.
We have all the taxis we need have a look in Hertford in the daytime
There are still to many taxis at weekends in hertford for the amount of taxi rank space that we can never get on because of cars parked on them and no tickets being put on the cars
The driver number at the moment exceeds the number of work available due to our rivals like UBER and BOLT taking a huge chunk of our customers.
Not enough work for the cars that are working in bishops stortford now
The reason I'm not sure when you have done the survey because yes we did have issues with shortage of taxes after Covid, but we don't have issue anymore because the sometime seat round for two hours to get a one job plus the Uber is killing our business every weekend and every evening
A lot of part time drivers
There's loads taxis sitting about during the day time
We need drivers foxholes had 36 before covid we now have about 10
I mainly work off the rank outside Sainsbury's in Riverside, Bishops Stortford. Your survey was carried out during a relatively busy period. If you were to do the survey now, your results would be completely different! Unfortunately we are plying our trade on an unlevel playing field. This in the main is caused by Associated Taxis who have flooded the market with taxis licensed from outside East Herts. This in turn is forcing more Associated drivers who are licensed by East Herts to sit on the rank at Riverside that would normally not be there because they do not have enough work themselves. This means as an independent driver, I have far less work than I ever did before. Until you address the issue Associated are causing. The very notion of you wanting to increase the licence numbers is quite ludicrous!
Current market shows no need currently to increase numbers
Drivers leaving the industry are handing back Hackneys due to low "street demand". New Drivers coming into the industry tend to be "new generation" preferring to work as PH Drivers through technology.
none
none
The Ranks are mostly full and we can hardly sit on the ranks because of this. Uber have killed the trade.
Because the work conditions in district is not good people hardly use licensed taxis .most of the people using Uber and the driver of east heart are struggling to live at the moment

There's not enough work for us anyway and adding more will then will be even more less work but it's the licensing team's decision.
Along as standards are not lowered.
The trade is not an exact science. When it is busy there are never enough taxis but when things calm down you all seem to sit around too long.
Some times during the day or Friday and Saturday nights there may be a shortage. This is not due to a lack of licensed vehicles, its because many drivers do not work these times. Often at school times there is a shortage because many drivers take on school contracts. Increasing the numbers will not remedy this because any new plated vehicles will not only work Friday and Saturday nights and willseek out s hool contracts. It may also thin out the work at other times. Just my opinion.
Customer are struggle to find the Hackney cab.
In my opinion as a Hackney Carriage Driver should be more Hackney Carriage Drivers than Private Hire Drivers.
It's bad enough where taxi's can rank up now especially in Fore St Hertford on a Friday and Saturday evening as the general public park in the taxi rank and there is no enforcement to move them on.
I see every day that drivers waiting for jobs, more licenses means more drivers on the rank where there is no space for existing drivers.
We are dinasaurs.most people use Uber now
I think it should increase by 20 vehicle because specially weekend there is always need for more taxi, if there is no taxi on the rank passenger call Uber and Fore street rank should be open as before as an urgent.
There are a few reasons that I hope EHDC will take into account when deciding whether to license more vehicles. Firstly, the reason why locals in Hertford may have struggled to get a taxi at certain times of the day, is because there is so little trade during the day. Drivers have been forced to obtain contract work such as school runs to supplement their income. Trade at the weekend has been made more difficult, and therefore less attractive, due to private cars occupying rank space in Fore Street, with no enforcement to deter them. Secondly, the growing number of unlicensed cars and drivers working in Hertford (along with Uber cars) is presenting a distorted number of how many cars are actually plying for hire in the town. Increasing the number of licensed vehicles (particularly with new drivers) would merely add to the number of taxis used for contract work, and not solve any apparent shortfall in supply. Once drivers realise that not every month is like December (when the survey was carried out) they will be forced to look for work in other avenues. The trade has recently emerged from a near-catastrophic period. The last thing it needs, after shouldering increased costs in further regulation regarding driver and vehicle licensing, are measures to reduce their earning capacity further. Please let the trade recover before increasing taxi numbers in Hertford at least (I cannot speak for Bishops Stortford, Ware is generally served by Private Hire).
.
Bishop Stortford Has been flooded with licensed yellow plates loophole in licensing as far as I'm concerned Any new plate should have to have hybrid or Electric car
There is no enough work
NOTHING TO COMMENT
There are a large amount of uber drivers plus cars from other licensing authorities picking up from the street ranking on the station and working directly for companies based in east herts . Deregulating the plates would help solve this massive problem that is being ignored . At least the cars working in east herts would then be regulated and be professional drivers.

Uber drivers r not supposed to be in east Hertfordshire but they wait and picking jobs in bishops stortford area which is effecting our business badly.

Due to the economic climate where customers are reducing on a weekly basis now is not a good time to increase the numbers of licensed taxi drivers.

The problem with this survey and many others is perception, there are times when you can never keep up with demand, ask many drivers that sit around for hours on end earning a pittance, the only time they can make money is when demand is high yet many factors dictate earning potential, traffic, how many drops per cab load, as for perception how long is too long to wait for a cab 5,10,15 mins, some people believe 5 mins is to long , some believe they should not have to wait at all.

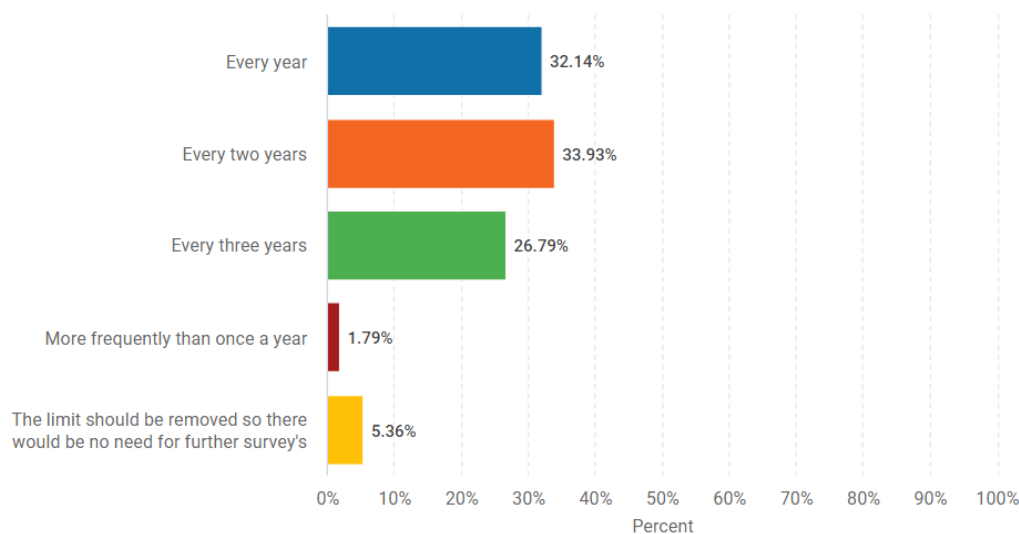
Personally I don't believe the economy is great at the moment and doesn't look like getting any better for sometime to come.

I totally agree with 10 more cars ,but the taxi operators need to stop taking Uttlesford Council licensed vehicles . We already dealing with increased numbers of Uber cars in town.

Thank you for your support.

As we don't have enough spaces on the rank to park most of the work uber takes it at night

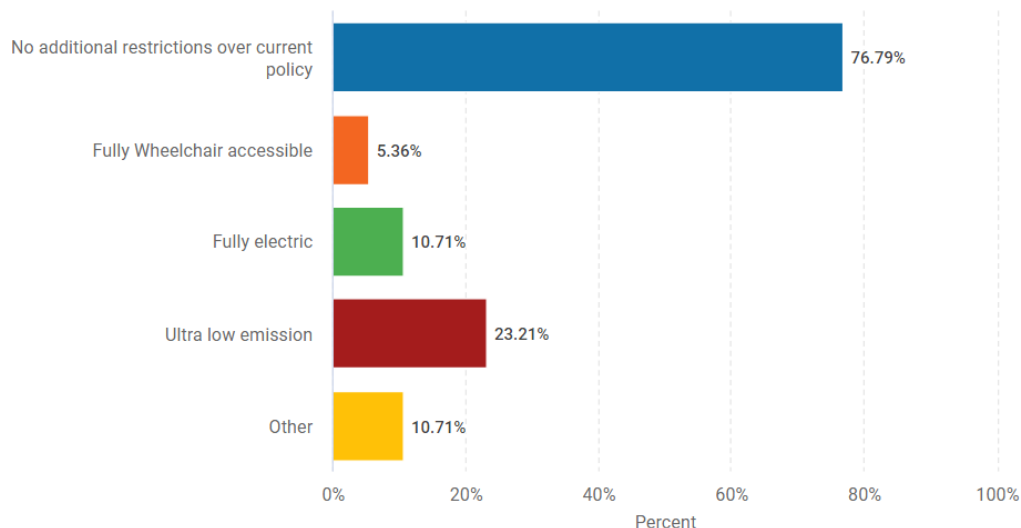
How often do you think East Herts Council should undertake an unmet demand survey? Please explain the reasons for your answer in the comments field below. One answer only.



Comments:
every 2 years would be good
Bc the customer demand always changes year to year basis
3 years or more like 5
Demand will not increase sooner than that at the moment's
The survey should take place every two years to track the demand variations over a more significant period of time.
I think 2 years time is just about right that market situation may have change.
2 years make sense
That would be great
I consider every two years to be a reasonable time frame and cost effective idea to carry out the survey
This would allow you to stay on top of retirements and drivers leaving the trade
A review every year means a better grip on numbers to ensure the right amount of Hackney Carriage are servicing the demand.
Three years is adequate
Once again due to the constant moving economic situation with in the country a regular up date needs to be maintained amongst all the drivers .
Once a year is reasonable
The demand isn't here yet
To ensure the trade is not flooded with cabs
To monitor the situation
Corrolates with the term of the licence
That's all we need every two years
2 years just to keep check on things
I think after 3years most drivers would have move on, or retire. In that case a vacuum could be created for more to fill.

Keeps things up to date more often
We don't have any business anymore because Uber took over a business
Until the level is right for the demand
I think wouldn't change match with two years
We are licensed every 3 years. So it seems apt that if you are intent on doing further surveys, then it should tie in with that time period.
Reviews of all demands should be carried out yearly
All key industry indicators should be subject to annual review.
I think all aspects of the industry should be reviewed every year
none
N/a
It's depends on the town how busy it is
Year is a good time to reflect
Don't want survey fatigue by doing it more often.
It would be better to see if demand has increased.
None
Is good for everyone to have them opinion.
I think every 2 years is ample to review the unmet demand. I believe that would be enough time to see what demands are actually required by then
Once per year will be enough. But I think some time we need to have survey more than once per year.
The future is very uncertain for taxi drivers.
Two years is resonable
I don't see the need for another survey unless the number of vehicles is increased, but as three years is the maximum, that is my choice.
Demand for Taxi Has gone down people working from home and cost of living people have changed ways of transport
Depending on how busy we are
NOTHING TO COMMENT
Because being in fully informed could help going forward.
I think 2 to 3 years
An annual review yearly needs to take place especially as the inflation rate is at 10.1 percent which has all ready counter acted our last fare rate increase .
Need to wait for economy to get better
Because the area is expanding so much, I have to be honest and I think every year survey is perfect
Depends on public demand

Do you think the type of vehicle that is allowed to apply for the additional licences should be restricted and if so how? Please explain the reasons for your answer in the comments field below. You may select more than one answer.



Comments:
we should be able to use any custom built taxi IE London taxi style euro 5 and above as its a cheaper way for operators to get disable wheel chair taxis on the road
Most of the cars these days should meet the low emission, to protect each other
just keep Policy as it is
Normal vehicles that pass the required requirements is fine as we do not need any further expense at this time. We pay out enough as it is
The policy should remain as it is.
I don't think any other restrictions should apply. Especially I'm totally against electric vehicles as a taxis. The distance they cover is totally unacceptable in our industry.
Current policy should be good enough
Hybrid
The policy is vey stringent at this time in view of cost of vehicles to purchase
None
Vehicles are already of a good standard and not every vehicle needs to be wheelchair accessible, many customers prefer an executive car .
Whilst wheelchair access is important and is a real shortage in the area, maybe 1 in 5 new applications could be wheelchair? apart from that no extra restrictions
The current policy is adequate
I need to breath clean air, time after time taxi drivers sit there on the rank s with there engines constantly running with no regard for people moving around them especially younger people
Definitely lacking in this area
I still see 09 Registered vehicles
No further restrictions
To help the environment
As independant, I cannot afford to buy any adapted vehicle,

We can't afford the new special vehicles.
Until the price of new cars come down we should stay as we are
Electric will be in the future but not yet until they can provide a car that fully selfcharges so no need to plug in and charge
The cost of newer vehicles like fully electric and other low emission version is very astronomical therefore, additional restrictions could be devastation and unaffordable.
There is enough restrictions now and makes it more costly it's bad enough now
N/a
Environment friendly
Everything is fine
You are making it very difficult to provide a service in east herts
As stated in section 2. Due to issues caused by Associated. Due to them employing additional taxis not licensed by East Herts. No additional licenses should be granted!
there should be no restrictions
N/A
none
none
Maybe the council need to look at lowering the fees and making it easier for new drivers to be Interested in the trade.
Ultra mission is more important at the money
To get into some places in london you have to have low emissions
Other restrictions will probably put off newcomers anyway.
Restrictions on type of vehicle would mean thinking out the amount of work there is. Fully Wheelchair vehicles would only help if they were restricted to only work in areas where there is a shortage. Electric vehicles will eventually be the only option over time. Just my opinion of course.
Every Year
To be honest is enough restriction as a Taxi Driver. Regards
The biggest topic that seems to be talked about all the time is pollution. All vehicles if they can't meet today's emission standards then they should not be relicenced.
That will be good to change ulez and electric car in the future for example in next two to five years. But now is still too early.
The infrastructure isn't there for electric cars plus the only electric cars with a decent range are too expensive
Currently vehicle price is too high it's not right to put restriction
I am aware that if enough drivers select one of the options above such as wheelchair accessible or electric, we may be pushed into them being a requirement. So no restriction.
Hybrids or electric cars all the way forward
We currently only have 1 wheelchair accessible that I know of working in Bishops stortford
NOTHING TO COMMENT
As long as the car is fully within the parameters set and in good condition it should be able to be licensed.
N/a
It's very simple we all like to breathe clean air sitting on the taxi ranks with drivers engines constantly running is an issue for everyone especially the younger generation.
I think things are ok as they are

The only big issue is that we went thru a pandemic ,now financial problems as you probably see better than me. Its really hard to "upgrade" to a new car at the moment and trowing myself in to a big debt at the moment is not a wise choice .

Other vehicles are not suitable especially electric not really convenient the infrastrure is not quite there yet and not enough miles fully wheelchair are expensive and too bulky we hardly get any disabled person.

East Herts Council Report

Licensing Committee

Date of Meeting: 15 March 2023

Report by: Claire Mabbutt (Licensing Enforcement Officer)

Report title: Review of licensing activity in Quarter 2 & Q3 2022

Ward(s) affected: All

Summary - Quarterly reports are presented to Licensing Committee to ensure oversight of these areas of regulation and allow the authority to evidence that it is fulfilling its responsibilities.

RECOMMENDATIONS FOR Licensing Committee:

(a) That Members review and comment on the Licensing activity from Quarter 2 & 3 of 2022.

1.0 Proposal(s)

- 1.1 That the report is received by members of the Licensing Committee.

2.0 Background

- 2.1 The council's Licensing and Enforcement Team covers the Hackney Carriage and Private Hire licensing, alcohol, entertainment and late-night refreshment licensing and notices, along with more infrequent applications relating to, among other things, scrap metal dealing and gambling.
- 2.2 This report presents data for the year to date on processing and enforcement, delegated decisions, and Licensing Sub

Committee involvement, on licences, notices, and permits, and applications including:

- Alcohol, entertainment, and late-night refreshment licences under the Licensing Act 2003;
- Gaming under the Gambling Act 2005;
- Taxi drivers, vehicle proprietors and operators.

3.0 Reason(s)

Complaints handling

- 3.1 Members requested that further details be provided in relation to any trends in the types of complaints received. During Q2 & Q3 the majority of complaints related to concerns about noise disturbances from the licensed premises.
- 3.2 The number of complaints in Q2 & Q3 2022, when compared with the same period in 2021, have increased. This appears to still relate to the pandemic and subsequent lifting of restrictions and that people's tolerance levels appear to have altered since the restrictions were in place.
- 3.3 It is worth bearing in mind that enforcement of licensing conditions is not a statutory matter, it is a discretionary function for individual councils to choose to provide should they wish. To date, the council has chosen to have a licensing enforcement function and it is these licensing enforcement officers who, due to the increase in complaints, have undertaken increased out of hours observations in the evenings and at weekends, including into the early hours of Sunday mornings. This allows the team to be able to witness any issues and reach a conclusion regarding the validity of individual complaint.
- 3.4 The team also carries out regular weekend market inspections to ensure compliance.
- 3.5 The team has assisted with inspections of licensed premises

during Friday and Saturday evenings and have supported the Police and Environmental Health with enforcement where requested. The key role has been to support licence holders to achieve compliance while helping to gather evidence where necessary. A stepped approach is taken when dealing with issues.

Taxis

- 3.6 With regard to the taxi trade, the enforcement team's work involves ensuring that all documentation for taxi drivers and vehicles is up-to-date and therefore ensuring licences are valid. The enforcement team ensures that the council's records are kept up-to-date and that people with expired documents are suspended until they produce the required documents.
- 3.7 Under the licensing points system, during Q2 & Q3, a total of 12 points were issued to two drivers (6 points each):
- 6 points for 'Failure to comply with the Highway Code/ conform to statutory road signs', allegation of speeding (subsequently appealed, appeal upheld, and points removed); and
 - Points for 'Failure to comply with the Highway Code/ conform to statutory road signs', allegation of parking in a position that obstructed a pedestrian crossing (subsequently appealed, appeal dismissed, and points remain for 2 years)

No points have been issued for failure to produce documents within this period.

Performance monitoring

- 3.8 The figures for the quarterly performance indicators for licensing for Q2 & Q3 are detailed in the table below with the 2021/22 overall figures for comparison.

Performance indicator – cumulative (reported quarterly) within the year unless otherwise stated	2021/2022 performance	2022/23 target	Q2 & Q3 2022 performance
Percentage of valid personal licences processed within 2 weeks	98%	85%	100%
Percentage of valid temporary event notices processed within 72 hours	90%	90%	91%
Percentage of applications for new and variation of premises licences processed within 2 calendar months (from date of validation to date of determination)	100%	99%	100%
Percentage of driver's licences issued within 30 working days of validation	95%	95%	98%

3.9 Further details on decision making and project and policy work can be found at **Appendix A**.

3.10 Performance data and year on year comparison figures can be found in **Appendix B**.

4.0 Options

4.1 To not provide the members of the Licensing Committee with Quarterly reports. This option was dismissed as it would not allow for oversight of this area of regulation by members.

5.0 Risks

5.1 None identified by author.

6.0 Implications/Consultations

Community Safety

Proper scrutiny of the work of the Licensing & Enforcement team helps to ensure that policies and procedures promote community safety.

Data Protection

None

Equalities

None

Environmental Sustainability

None

Financial

None as any work either carried out or proposed will be possible within existing budgets.

Health and Safety

Some parts of the regulatory regimes covered in this report contribute to health & safety by ensuring standards are maintained.

Human Resources

None

Human Rights

None

Legal

None

Specific Wards

None

7.0 Background papers, appendices and other relevant material

- 7.1 **Appendix A** - Further details regarding decision making, project and policy work.
- 7.2 **Appendix B** – Performance data from 1st July 2021 to 30th September 2021. Year on Year comparison figures for applications and granted licences, notices, and other permissions.

Contact Member

Councillor Jan Goodeve (Executive Member for Planning & Growth)

Jan.Goodeve@eastherts.gov.uk

Contact Officer

Jonathan Geall (Head of Housing & Health)

Contact Tel No 01992 531594

Jonathan.geall@eastherts.gov.uk

Report Author

Claire Mabbutt (Licensing Enforcement Officer)

claire.mabbutt@eastherts.gov.uk

Licensing Activity report: Q2 & Q3 1st July 2021 to 31st December 2022

1. Context

The council's Licensing and Enforcement Team covers the licensing of taxi drivers, vehicles and operators, licensed premises and temporary events notices, along with more infrequent applications relating to, among other things, markets, street trading, scrap metal dealing, sex establishments and gambling.

Licensing of food premises and other commercial businesses subject to regulatory activity is carried out by the Environmental Health team.

Licensing matters managed by the Licensing & Enforcement Team

2. Taxis

The activity over the period in question has been as follows:

New driver applications	47
Renewals	86 (12 PHD, 74 DD)
New applicants who have attended training	11
Resits of knowledge test	3
Existing drivers who have attended update training	46
English Competency tests taken	132
English competency tests taken with appropriate adjustments	1
Passes	59
Fails	74
Number of individuals	72
Decisions taken by Service Manager – Licensing &	2 (Appeal against Licensing

Enforcement under delegated powers	Record Points Issued. 1 upheld, 1 dismissed)
Decisions taken by Head of Housing and Health under delegation in consultation with the Chairman of the Licensing Committee	1 (decision regarding fitness and propriety of new applicant with convictions – refused)
Upheld	n/a
Dismissed	n/a
Appeals of decision – decision by court	0
Upheld <i>council not successful in defending its decision</i>	n/a
Dismissed <i>council successful in defending its decision</i>	n/a
Prosecution sought	0
Successful	
Unsuccessful	
Judicial reviews	0

There is a strong desire among both members and officers to build on the council's work to promote high quality taxi licensing. Through the Herts and Beds Licensing Group and HCCSP work has been ongoing with regards to drafting a Countywide vehicle emissions policy.

Linked in with the Hackney Carriage trade we have started a review of the ranks across the district to ensure that they are in the right location and service the needs of the customers and support the trade. There are a number of factors affecting rank use, as illustrated by the recent unmet demand survey, so the Licensing Team is taking wholistic approach to addressing these.

3. Premises

During Q2 & Q3 of last financial year 4 applications were decided by Licensing Sub-Committees. There is a significant amount of work for officers whenever there is a contested application, and the costs of a Licensing Sub-Committee are not covered by the fees set by Central Government. The details of the matters brought before Licensing Sub-Committees are shown below.

Premises/Person	Location	Type of application	Resolved
White Horse Hotel	Hertingfordbury	Premises Licence Variation	Granted with Conditions
Anthropos Festival	Furneux Pelham	New Premises Licence	Granted
Copper Tod	Hertford	New Premises Licence	Granted with Conditions
Adnams	Bishop's Stortford	New Premises Licence	Granted with Conditions

4. Temporary Event Notices

The number of TENs received by the authority in Q2 & Q3 was 321 which was 33 more than in the same period of 2021.

As members are aware only the Police and Environmental Health can object to a TEN.

Appendix B

Q2 & Q3 2021 Data – 1st July to 31st December 2021

Q2 & Q3 2022 Data – 1st July to 31st December 2022

Licensing Act 2003

Premises Licence Applications	Q2 & Q3 2021	Q2 & Q3 2022
New	6	17
Variation	8	8
Minor Variation	6	4
Transfer of premises licence	8	17
Change of designated premises supervisor	48	46
Interim Authority notice	0	0
Review	1	0
Suspended	0	0

Club Premises Certificates Applications	Q2 & Q3 2021	Q2 & Q3 2022
New	0	0
Variation	0	0
Minor Variation	0	0
Transfer of premises licence	0	0
Interim Authority notice	0	0
Review	0	0
Cancelled/surrendered	0	0
Suspended	0	0

Personal Alcohol Licences Applications	Q2 & Q3 2021	Q2 & Q3 2022
New	40	36
Amendments (change of address etc)	0	0
Refused	0	0

Temporary Event Notices Received	Q2 & Q3 2021	Q2 & Q3 2022
TENs received	288	321
Objections (Police or Environmental Health)	2	0
Refused	0	0
Complaints regarding TEN's	0	0

GAMBLING ACT 2005

New Applications	Q2 & Q3 2021	Q2 & Q3 2022
Club Machine Permits	0	0
Small Society Lotteries	41	16
Betting Premises Licence (Betting shops)	1	0
Licensed Premises Gaming Machine Permit	0	0
Notification of Gaming Machines	0	1

CHARITY COLLECTIONS

New Applications	Q2 & Q3 2021	Q2 & Q3 2022
House to House	7	9
Street Collections	17	18

This figure does not include direct debit collections or those charities with a National dispensation to collect who simply notify us of their intention to collect in East Herts.

DISTRIBUTION OF FREE LITERATURE

	Q2 & Q3 2021	Q2 & Q3 2022
New Applications	8	5

TAXIS

Dual Drivers	Q2 & Q3 2021	Q2 & Q3 2022
New	12	15
Renewed	3	73

Private Hire Drivers	Q2 & Q3 201	Q2 & Q3 2022
New	12	32
Renewed	3	9

Private Hire Operators	Q2 & Q3 2021	Q2 & Q3 2022
New	6	6
Renewed	1	0

Hackney Carriage Vehicles	Q2 & Q3 2021	Q2 & Q3 2022
New	23	11
Renewed	99	99
Change of vehicle	0	0
Courtesy vehicles	6	13

Private Hire Vehicles	Q2 & Q3 2021	Q2 & Q3 2022
New	11	13
Renewed	18	22
Change of vehicle	0	0
Courtesy vehicles	8	2

Pavement Licences (since 23rd July 2020)

	Q2 & Q3 2021	Q2 & Q3 2022
New Applications	3	4
Refused	0	0
Invalid	0	0
Total issued	3	4

STREET TRADING (since 01st April 2021)

	Q2 & Q3 2021	Q2 & Q3 2022
New Applications	39	7
Total issued (since 01.04.21)	43	6

MARKET TRADERS

	Q2 & Q3 2022
New Applications	7
Total issued	17

TOTALS NUMBERS OF LICENCES

Type of Licence	Aug	Sept	Oct	Nov	Dec
Premises Licence	291	292	293	293	294
Club Premises Certificates	35	34	34	34	34
Personal Alcohol Licences	2194	2205	2209	2215	2218
Betting Premises Licence	15	15	15	15	15
Dual Drivers	222	224	215	212	213
Hackney	208	207	207	203	205

Type of Licence	Aug	Sept	Oct	Nov	Dec
Carriage Vehicles (including suspended plates)	(12 Suspended)	(14 Suspended)	(16 Suspended)	(14 Suspended)	(11 Suspended)
Private Hire Drivers	49	46	48	47	50
Private Hire Vehicles (including suspended plates)	54 (2 Suspended)	52 (1 Suspended)	56 (1 Suspended)	60 (0 Suspended)	58 (0 Suspended)
Private Hire Operators	28	29	30	31	30

**There are no reported figures for July 2022*

Figures regarding licensed vehicle numbers are routinely recorded so figures are available from 2013.

Date	Number of Hackney Carriage vehicles	Number of Private Hire vehicles
June 2013	250	46
June 2014	254	44
June 2015	257	57
June 2016	257	56
June 2017	266	58
December 2017	265	62
June 2019	251	66
February 2020	254	61
December 2020	219	40
February 2021	208	41
March 2021	206	40
April 2021	200	42
May 2021	205	41
June 2021	209	43
July 2021	204	42
August 2021	204	42
September 2021	200	42
October 2021	207	40
November 2021	209	42
December 2021	208	45
January 2022	213	44
February 2022	212	45

Date	Number of Hackney Carriage vehicles	Number of Private Hire vehicles
March 2022	204	47
April 2022	199	48
May 2022	198	49
June 2022	201	47
August 2022	208	54
September 2022	207	52
October 2022	207	56
November 2022	203	60
December 2022	205	58

Hackney Carriages numbers above the cap	5
---	---

Hackney Carriage vehicle numbers: The table above shows a month-to-month fluctuation in the overall numbers of licensed vehicles. This is for the following reasons:

- During the pandemic a special provision was made for licence holders whereby they could allow licences to expire if they were not working but then come back at a later date and reapply for the same licence. That provision has ended.
- Some of the figures prior to June 2022 did not take into account vehicles which had been suspended. Whilst the licence still existed it was not picked up in a search for the currently issued licences. The system which is in place for processing and recording licence numbers does not allow us to check numbers of licences retrospectively so once a date has passed the figure cannot be double checked.
- The limit on Hackney carriage vehicles is not a blank policy as this would be illegal. Each application is considered on its own merit and licences have been granted above the cap during and post pandemic.

LICENSING RECORD POINTS ISSUED

	Q2 & Q3 2021	Q2 & Q3 2022
Number of drivers issued points	5	2
Total points issued	21 (3 points each)	12 (6 points each)
Successful appeals	0	1
Number of points removed	0	6
% of licence holders issued points	1.6%	.75%

East Herts Council Report

Licensing Committee

Date of meeting: 15/03/2023

Report by: Councillor Peter Boylan, Executive Member for Neighbourhoods

Councillor Eric Buckmaster, Executive Member for Wellbeing

Councillor Graham McAndrew, Executive Member for Environmental Sustainability

Report title: An Update on Environmental Health Licensing and Registration

Ward(s) affected: All

Summary – This report aims to give members oversight of the work of Environmental Health with regards to its licensing and registration functions.

RECOMMENDATIONS FOR LICENSING COMMITTEE:

- a) The committee scrutinise the information within this report and raise any questions or concerns they may have regarding the operation of these licences.

1.0 Background

1.1 Environmental Health are responsible for administering a wide range of licences, registrations and permits for both businesses and individuals. These are listed below:

- a) Animal activities licences (formally known as riding establishments, pet shops, animal boarding licences)
- b) Approved food premises

- c) Campsite licences
- d) Cooling tower registrations
- e) Dangerous wild animal licences
- f) Food premises registration
- g) Houses in Multiple Occupation (HMO) licences
- h) Mobile homes sites licences
- i) Permitting of potentially pollution processes (for example dry cleaners, concrete crushers and petrol stations)
- j) Private water supply registration
- k) Skin piercing registrations (acupuncture, cosmetic piercing, electrolysis and tattooing)
- l) Zoo licences

1.2 From the list above, you will notice references to licences, registrations and permits. While there are nuances between these three terms, for the purposes of this report and for ease of reading, these will be referred to collectively as licences.

1.3 Similarly, the work referred to in this report is undertaken by both Technical Officers and Environmental Health Practitioners, but for the purposes of this report, they will be referred to collectively as Environmental Health Practitioners.

1.4 Each licence application will be assessed by an Environmental Health Practitioner (EHP) against criteria set out in either legislation and/or approved codes of practice before a licence is issued. The length of a licence will vary depending on conditions found and the type of licence applied for.

1.5 EHPs have received specialist training and are subject to consistency checks to ensure the legislation is consistently and fairly enforced. However, for some licences, the EHP requires specialist support from a suitably qualified veterinarian. These include zoo licences, some animal activity licences and dangerous wild animals licences.

2.0 Licence Details

2.1 The following paragraphs in this section provide more details on the licences mentioned above. As the focus of this report is on the licensing requirements, I have not gone into requirements from other council services such as appropriate planning permission.

2.2 **Animal activity licences** – These are required if you operate a business providing boarding for dogs and/or cats, hiring of horses, breeding dogs, selling animals as pets or keeping/training animals for exhibition.

- a) There are 62 licences currently issued within East Herts.
- b) Licences range from one to three years.
- c) Businesses are awarded a star rating (between one and five) as part of the licencing process.
- d) Businesses are subject to one unannounced inspection during the life of their licence, unless they are keeping/training animals for exhibition (which is not subject to any) or hiring of horses (which is subject to an annual inspection).

2.3 Approved food establishments – Certain meat, fish, shellfish and animal produce establishments require approval from the council before they can sell their products. These tend to be manufacturing businesses. The full list can be found in the guidance on the Food Standards Agency's website here:
<https://www.food.gov.uk/business-guidance/approved-food-establishments>.

- a) There are four approved establishments currently operating within East Herts.
- b) Approvals last in perpetuity, or until the business operations change.
- c) Businesses are inspected on a risk basis. More details of the approval process and inspection regime can be found in the 'Environmental Health Service Plan 2022/23' which is available online at:
<https://democracy.eastherts.gov.uk/mgIssueHistoryHome.aspx?Id=31448&j=1>

2.4 Campsite licences – Unless someone benefits from the exemptions set out within the legislation, if they wish to use their land as a campsite (including trailer tents), they will require a camping site licence.

- a) At present, there are no campsite licences issued within East Herts.
- b) Licences last in perpetuity or until the planning permission specifies.
- c) Campsites will be inspected if the council receives intelligence that there is a problem with the site.

2.5 Cooling tower registration – If a business uses a cooling tower or evaporative condenser, they must register with the council. Cooling towers and evaporative condensers help to remove excess heat from sites like power stations, chemical plants or large manufacturing sites. Registration cannot be refused.

- a) There are six registered cooling towers within East Herts.
- b) Registration lasts in perpetuity.
- c) Businesses who operate cooling towers will be subject to risk-based health and safety inspections. Because of the nature of these premises, they will usually be undertaken by the Health and Safety Executive.

2.6 Dangerous wild animals – This type of licence is needed if you keep some animals considered to be wild, dangerous or exotic, including wild cats, primates, wild dogs, certain pigs and marsupials. The full list can be found within the legislation which is online here: <https://www.legislation.gov.uk/ukxi/2007/2465/schedule/made>

- a) One licence currently issued within East Herts.
- b) Licences last for two years.
- c) Licenced premises will be inspected if the council receives intelligence that there is a problem with the way the animal is being kept.

2.7 Food premises registration – All food businesses need to be registered with the council. A food business is anyone preparing, cooking, storing, handling, distributing, supplying or selling food. Registration cannot be refused.

- a) There are currently around 2,218 food businesses registered within East Herts.
- b) Registration lasts in perpetuity, or until there is a significant change at that businesses.
- c) Businesses are inspected on a risk basis. More details of the food registration and inspection regime can be found in the 'Environmental Health Service Plan 2022/23' which is available online at:
<https://democracy.eastherts.gov.uk/mgIssueHistoryHome.aspx?Id=31448&J=1>

2.8 **HMO licences** - A licence is required if someone is renting out a large HMO. A property is defined as a large HMO if it is rented to five or more people who form more than one household and some or all tenants share toilet, bathroom or kitchen facilities.

- a) There are currently 114 licenced HMOs in East Herts, housing up to 763 people.
- b) Licences last up to five years, depending on the condition of the premises and confidence in the management of the HMO
- c) Licenced HMOs will be inspected if the council receives intelligence that there is a problem with the way the property is being run, or if a licence condition is due to be reviewed.

2.9 **Mobile homes sites licences** - Unless someone benefits from the exemptions set out within the legislation, if they wish to use their land as a mobile homes site (also known as a caravan site), they will require a mobile homes site licence.

- a) There are 10 mobile homes sites within East Herts.

- b) Licences last in perpetuity or until the planning permission specifies.
- c) Mobile homes sites will be inspected if the council receives intelligence that there is a problem with the site, or if a licence condition is due to be reviewed.

2.10 Permitting of potentially polluting processes –

Certain types of factory and other activities such as dry cleaners must be permitted to ensure they reduce any pollution they may cause and ensure they are not adversely affecting air quality. Full details of businesses and activities which must be permitted can be found on the GOV.UK website:

<https://www.gov.uk/government/publications/local-authority-pollution-control-general-guidance-manual>

- a) There are 34 permitted processes within East Herts.
- b) Permits last in perpetuity or until there are significant changes.
- c) The inspection frequency of these businesses is undertaken on a risk-based basis.

2.11 Private water supply registration - A private water supply is any supply not provided by a water company where the water is consumed for domestic purposes or as part of a public or commercial activity. The Regulations apply to private water supplies where the water is intended for human consumption.

- a) There are 145 private water supplies registered in East Herts serving homes, businesses, manufacturers. 97 of these are for single dwellings.
- b) Registration lasts in perpetuity or until there is a significant change.

- c) With the exception of single dwellings, private water supplies are risk assessed and sampled each year to check the quality of the water; larger supplies are sampled more frequently than smaller supplies. Private water supplies which supply only a single dwelling, do not have to be sampled unless the owner opts into the sampling scheme.

2.12 Skin piercing registrations – If someone operates a business where they offer, tattooing, semi-permanent skin colouring, cosmetic piercing, electrolysis and/or acupuncture, they will need to be registered with the council. Registration cannot be refused.

- a) There are 122 registered premises within East Herts, with a further 194 registered operatives.
- b) Registration lasts in perpetuity.
- c) Registered skin piercers will be inspected if the council receives intelligence that there is a problem and/or their premises is identified as a target area for a health and safety intervention.

2.13 Zoo licences – A zoo licence is needed if a business will be displaying wild animals to the public for at least seven days a year, in any place that's not a circus or pet shop.

- a) One licence currently issued within East Herts.
- b) Licences last for four years for the first licence, then six years for subsequent licences.
- c) Zoos will be inspected annually for the duration of their licence. Every third year, the inspection team will be made up of council inspectors and DEFRA inspectors.

3.0 Work focus for 2023 and beyond

3.1 In addition to the statutory inspections the team will undertake each year to ensure compliance with the legislation, protection of the public and/or welfare of animals, the following areas have been identified for improvement, as technology, and the corporate timetable allows.

- a) **Webforms** – Most of the application forms for the environmental health licences are currently online using the GOV.UK forms which are due to be withdrawn in approximately two years. Work is underway to utilise the council's new CRM system (Granicus) to create forms which will be hosted by the council.
- b) **Online payments** – The licence application forms which are currently hosted on the council's website do not integrate with the council's online payment system. As part of the updating of the forms with the council's new CRM system, it is hoped these will also be linked to the online payment system which will improve the overall customer journey.
- c) **Integration of systems** – Currently, whether an application form is received via the GOV.UK or council's website, the information has to be manually typed into the back-office database. As part of the work with the CRM system, it is hoped that this will be integrated, removing the need to double-enter information.

4.0 Options

4.1 Do not report statistics to Licensing Committee. NOT RECOMMENDED as this would deprive members of an overview of this important element of the council's licence-issuing activity.

5.0 Risks

5.1 Failing to undertake this licensing work correctly could lead to:

- The health, safety and welfare of the public being put at risk through unregulated activities.
- The welfare of animals being compromised through unregulated activities.
- Financial implications for local businesses, who cannot trade without the licences.

6.0 Implications/Consultations

6.1 Community Safety

- No

6.2 Data Protection

- No

6.3 Equalities

- No

6.4 Environmental Sustainability

- The council's work with regards permitting of potentially polluting processes helps ensure better air quality for the people in and around these businesses.

6.5 Financial

- No

6.6 Health and Safety

- The council's work with regards these licences helps ensure the health, safety and welfare of the public by ensuring safe practices are being implemented.

6.7 Human Resources

- No

6.8 Human Rights

- No

6.9 Legal

- No

6.10 Specific Wards

- No

7.0 Background papers, appendices and other relevant material

7.1 Appendix A – Summary of the Current Number of Licences

Contact Member

Councillor Peter Boylan, Executive Member for Neighbourhoods

peter.boylan@eastherts.gov.uk

Councillor Eric Buckmaster, Executive Member for Wellbeing

eric.buckmaster@eastherts.gov.uk

Councillor Graham McAndrew, Executive Member for
Environmental Sustainability

graham.mcandrew@eastherts.gov.uk

Contact Officer

Jonathan Geall, Head of Housing and Health

Contact Tel. No. 01992 531594

jonathan.geall@eastherts.gov.uk

Report Author

Paul Thomas-Jones, Service Manager (Environmental Health)

paul.thomas-jones@eastherts.gov.uk

Appendix A – Summary of the Number of Current Licences

Licence Type	Number of Licences	
Animal activities licences:		
a) Dog boarding	7	
b) Day-care for dogs	9	
c) Home boarding for dogs	19	
d) Cat boarding	8	
e) Dog breeding	5	
f) Selling animals as pets	5	
g) Hiring out horses	6	
h) Keep/training animals for exhibition	3	
Approved food premises	4	
Campsite licences	0	
Cooling tower registrations	6	
Dangerous wild animal licences	1	
Food premises registration	2,218	
HMO licences	11	
Mobile homes sites licences	10	
Permitting polluting processes	34	
Private water supply registration	145	
Skin piercing registrations:		
a) Acupuncture	49	36
b) Cosmetic piercing	87	37
c) Electrolysis	17	16
d) Tattooing	41	33
Zoo licences	1	